

1. Entering Class Procedures:

Conversation: Level 1- Whisper

Help: Ask 3 before me

Activity:

1st-Find your assigned seat.

2nd- Take out a pencil and your student planner.

3rd-Place your backpack and water bottle in the labeled zones.

4th- Pick up the Bellwork Handout from the Art Cart and fill out the info on the top right.

5th-Be in your assigned seat, **before** the bell rings. See Mrs. Stewart if you don't know.

Movement: Art Cart, Backpack Zone, and Assigned Seat

Participation: Preparing for Class

Sound: Instructor's Music

2. Beginning of Class Procedures:

Conversation: Level -0-Silent

Help: Raise your Hand

Activity: Use the Bellwork Handout to complete the drawing prompt.

1st Period: Use a Sharpie and write your name on your student planner on the front cover and inside on the front page.

Movement: The Art Cart

Participation: Drawing and Writing

Sound: Instructor's Music

Bellwork

Introductions

Week 1-Q1

Directions:

Read the prompt on the board and create a drawing for it in the appropriate box. You have 5 mins.

Monday- Blind Contour Selfie

Without looking at your paper, draw your face (or just your head and shoulders) in one continuous line. No erasing!

Goal: Build observation skills and loosen up drawing muscles.

Tuesday- Shape Monster

Draw a creature using only circles, triangles, and squares. Add details to bring it to life.

Goal: Encourage creativity and design thinking with limitations.

Wednesday Speed Object Study

Pick any object on your desk or in the room. Draw it as quickly and accurately as you can in 5 minutes.

Thursday Opposite World

Draw an everyday item, but make it the opposite of what it usually is (e.g., a flaming ice cube, a flying fishbowl).

Friday Emotion Faces

Draw 3 quick faces showing 3 different emotions (your choice). Keep them small and simple.

3. Instructional Procedures

Conversation: Level -0

Help: Raise your Hand

Activity: Receiving Instruction

Movement: None

Participation: Listening, Drawing and Writing

Sound: None

*** Please be aware that failing to adhere to the above will result in completing a behavior sheet.**

Directions: Write the agenda in your student planner!

W.A.P. S. Week 1
Monday 08-11-25

Essential Question: How can an effective community be established at Odyssey Jr./Sr.?

What will I learn today :
VA.68.C.1.2 — *Demonstrate personal responsibility and safe practices while creating art.*

How I will learn it? (Agenda)
-Watch Presentation about Mrs. Stewart and Odyssey Jr./ Sr.
-Complete Ice Breaker

How do I know I learned it?

When I can score at least a 3 on the scale

4	I can correctly complete this activity innovatively.
3	I can correctly complete this activity independently
2	I can correctly complete this activity using peers assistance
1	I can correctly complete this activity using teacher assistance

Reminders:

- Find assignment info on katundra.com
- Submit assignments on Artsonia

Welcome to Mrs. Stewart's Art Studio



About Me



Hi, I'm Katundra Stewart, and I've been teaching art for 12 years. I'm originally from Bartow, Florida, and I've had the chance to teach in St. Petersburg, Bradenton, and Davenport. I love being creative and helping students like you discover your artistic talents. When I'm not teaching, I enjoy spending time with my husband and two kids, learning new things, and reading. My faith in Christ is also really important to me, and it inspires me every day. I became an art teacher to give back and encourage others through art.

Artistic Journey



**My Mom
Inspired Me**






UNIVERSITY of
SOUTH FLORIDA
ST. PETERSBURG CAMPUS

**BFA
in
Art**

UF | UNIVERSITY of
FLORIDA

**MA
in
Art
Education**



Artistic Style and Techniques



Artistic Style and Techniques



Artistic Style and Techniques






Teaching Philosophy

My goal as an art teacher is to help students find their creative path. I want them to see that even if they don't become artists, they can use their skills in other subjects like Math and Reading. Art helps students express themselves, communicate, explore, imagine, and understand history.

Show Presentation



2025-2026

Welcome to
Odyssey
Charter JR/SR
High School



4. Independent Procedures

Conversation: Level -2 -Regular level at your table

Help: Ask 3 Before Me at Your Table

Activity: Complete the Icebreaker Worksheet. And then move around.

Movement: Art Cart and Restroom

Participation: Drawing/ Reading/ Writing

Sound: Instructor's Music

*** Please be aware that failing to adhere to the above will result in completing a behavior sheet.**

4. Independent Activity

MINGLE BINGO

Find classmates who fit one of the descriptions below.

Write their name in the box.

Be the first to get 5 names in a row (horizontally, vertically, or diagonally).

has a sister	has a brother	was born in another state	has traveled to another country	read a book in the last month
favorite color is yellow	likes to eat broccoli	has watched a horror movie	plays a sport	plays an instrument
can juggle	has more than 3 pets	can ice skate	can run an 8 minute mile	has baked cookies
has been on an airplane	speaks another language	favorite subject is math	has been on a train	does weekly chores
likes video games	has broken a bone	was born in July	writes with their left hand	dislikes pizza

Bellwork

Introductions

Week 1-Q1

Directions:

Read the prompt on the board and create a drawing for it in the appropriate box. You have 5 mins.

Monday- Blind Contour Selfie

Without looking at your paper, draw your face (or just your head and shoulders) in one continuous line. No erasing!

Goal: Build observation skills and loosen up drawing muscles.

Tuesday- Shape Monster

Draw a creature using only circles, triangles, and squares. Add details to bring it to life.

Goal: Encourage creativity and design thinking with limitations.

Wednesday Speed Object Study

Pick any object on your desk or in the room. Draw it as quickly and accurately as you can in 5 minutes.

Thursday Opposite World

Draw an everyday item, but make it the opposite of what it usually is (e.g., a flaming ice cube, a flying fishbowl).

Friday Emotion Faces

Draw 3 quick faces showing 3 different emotions (your choice). Keep them small and simple.

3. Instructional Procedures

Conversation: Level -0

Help: Raise your Hand

Activity: Receiving Instruction

Movement: None

Participation: Listening, Drawing and Writing

Sound: None

*** Please be aware that failing to adhere to the above will result in completing a behavior sheet.**

Directions: Write the agenda in your student planner!

W.A.P. S. Week 1
Tuesday 08-12-25

Essential Question: How can an effective community be established at Odyssey Jr./Sr.?

What will I learn today :
VA.68.C.1.2 — *Demonstrate personal responsibility and safe practices while creating art.*

How I will learn it? (Agenda)
-Complete Ice Breaker
-Color Classroom Expectations

How do I know I learned it?

When I can score at least a 3 on the scale

4	I can correctly complete this activity innovatively.
3	I can correctly complete this activity independently
2	I can correctly complete this activity using peers assistance
1	I can correctly complete this activity using teacher assistance

Reminders:

-Find assignment info on katundra.com

-Submit assignments on Artsonia

School ID: [Odyssey19](#)

Access Code [JPPT-BWDB](#)

***The above info should be written down on the front page of your student planner.**

Grading Schedule:

Monday 1st and 2nd per

Tuesday 3rd and 5th

Wednesday 6th and 7th

4. Independent Procedures

Conversation: Level -2 -Regular level at your table

Help: Ask 3 Before Me at Your Table

Activity: Complete the Icebreaker Worksheet. And then move around.

Movement: Art Cart and Restroom

Participation: Drawing/ Reading/ Writing

Sound: Instructor's Music

*** Please be aware that failing to adhere to the above will result in completing a behavior sheet.**

4. Independent Procedures

Conversation: Level -1 -Whisper at your table

Help: Ask 3 Before Me at Your Table

Activity: Complete Classroom Expectation Coloring Sheet

Movement: Art Cart and Restroom

Participation: Drawing/ Reading/ Writing

Sound: Instructor's Music

*** Please be aware that failing to adhere to the above will result in completing a behavior sheet.**

MINGLE BINGO

Write their name in the box.

has a sister	has a brother	was born in another state	has traveled to another country	read a book in the last month
favorite color is yellow	likes to eat broccoli	has watched a horror movie	plays a sport	plays an instrument
can juggle	has more than 3 pets	can ice skate	can run an 8 minute mile	has baked cookies
has been on an airplane	speaks another language	favorite subject is math	has been on a train	does weekly chores
likes video games	has broken a bone	was born in July	writes with their left hand	dislikes pizza



Bellwork

Introductions

Week 1-Q1

Directions:

Read the prompt on the board and create a drawing for it in the appropriate box. You have 5 mins.

Monday- Blind Contour Selfie

Without looking at your paper, draw your face (or just your head and shoulders) in one continuous line. No erasing!

Goal: Build observation skills and loosen up drawing muscles.

Tuesday- Shape Monster

Draw a creature using only circles, triangles, and squares. Add details to bring it to life.

Goal: Encourage creativity and design thinking with limitations.

Wednesday Speed Object Study

Pick any object on your desk or in the room. Draw it as quickly and accurately as you can in 5 minutes.

Thursday Opposite World

Draw an everyday item, but make it the opposite of what it usually is (e.g., a flaming ice cube, a flying fishbowl).

Friday Emotion Faces

Draw 3 quick faces showing 3 different emotions (your choice). Keep them small and simple.

3. Instructional Procedures

Conversation: Level -0

Help: Raise your Hand

Activity: Receiving Instruction

Movement: None

Participation: Listening, Drawing and Writing

Sound: None

*** Please be aware that failing to adhere to the above will result in completing a behavior sheet.**

Directions: Write the agenda in your student planner!

W.A.P. S. Week 1
Wednes day 08-13-25

Essential Question: How can an effective community be established at Odyssey Jr./Sr.?

What will I learn today :
VA.68.C.1.2 — *Demonstrate personal responsibility and safe practices while creating art.*

How I will learn it? (Agenda)
-Discuss Classroom Expectations
-Complete Expectations Coloring Sheet

How do I know I learned it?

When I can score at least a 3 on the scale

4	I can correctly complete this activity innovatively.
3	I can correctly complete this activity independently
2	I can correctly complete this activity using peers assistance
1	I can correctly complete this activity using teacher assistance

Reminders:

-Find assignment info on katundra.com

-Submit assignments on

Artsonia Login:

School ID: [Odyssey19](#)

Access Code [JPPT-BWDB](#)

***The above info should be written down on the front page of your student planner.**

Grading Schedule:

Monday 1st and 2nd per

Tuesday 3rd and 5th

Wednesday 6th and 7th

Artsonia Login:

School ID: Odyssey19

Access Code JPPT-BWDB

***The above info should be written down on the front page of your student planner.**

2. Beginning of Class Procedures:

Conversation: Level -0-Silent

Help: Raise your Hand

Activity: Use the Bellwork Handout to complete the drawing prompt.

1st Period: Use a Sharpie and write your name on your student planner on the front cover and inside on the front page.

Movement: The Art Cart

Participation: Drawing and Writing

Sound: Instructor's Music

Bellwork

Introductions

Week 1-Q1

Directions:

Read the prompt on the board and create a drawing for it in the appropriate box. You have 5 mins.

Monday- Blind Contour Selfie

Without looking at your paper, draw your face (or just your head and shoulders) in one continuous line. No erasing!

Goal: Build observation skills and loosen up drawing muscles.

Tuesday- Shape Monster

Draw a creature using only circles, triangles, and squares. Add details to bring it to life.

Goal: Encourage creativity and design thinking with limitations.

Wednesday Speed Object Study

Pick any object on your desk or in the room. Draw it as quickly and accurately as you can in 5 minutes.

Thursday Opposite World

Draw an everyday item, but make it the opposite of what it usually is (e.g., a flaming ice cube, a flying fishbowl).

Friday Emotion Faces

Draw 3 quick faces showing 3 different emotions (your choice). Keep them small and simple.

3. Instructional Procedures

Conversation: Level -0

Help: Raise your Hand

Activity: Receiving Instruction

Movement: None

Participation: Listening, Drawing and Writing

Sound: None

*** Please be aware that failing to adhere to the above will result in completing a behavior sheet.**

Directions: Write the agenda in your student planner!

W.A.P. S. Week 1
Thurs day 08-14-25

Essential Question: How to submit and find assignments?

What will I learn today :
VA.68.C.1.2 — *Demonstrate personal responsibility and safe practices while creating art.*

How I will learn it? (Agenda)

1.Navigate Artsonia and katundra.com

2 Complete Expectations Coloring Sheet

***Collect Acknowledgement Forms**

How do I know I learned it?

When I can meet the criteria and submit to artsonia

Criteria	4 – Excellent
Neatness	Coloring is completely inside the lines with smooth, even application. No scribbles.
Color Choice & Creativity	Uses a thoughtful and creative color scheme that enhances the picture. Shows originality.
Completeness	Entire sheet is fully colored with no blank spaces (unless intentional for effect).
Effort	Shows excellent effort and care; took time to produce high-quality work.

Reminders:

-Find assignment info on katundra.com

-Submit assignments on

Artsonia Login:

School ID: **Odyssey19**

Access Code **JPPT-BWDB**

***The above info should be written down on the front page of your student planner.**

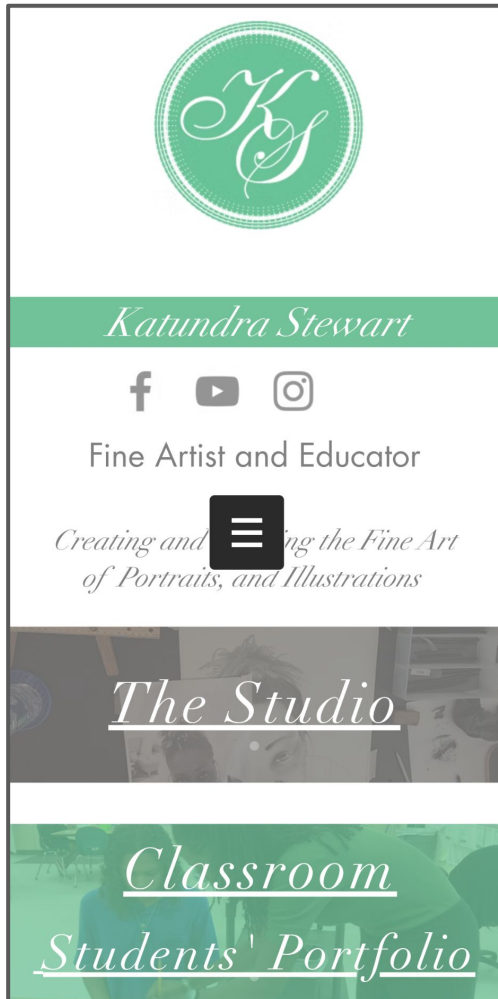
Grading Schedule:

Monday 1st and 2nd per

Tuesday 3rd and 5th

Wednesday 6th and 7th

Navigating Artsonia and katundra.com



Submit assignments on
artsonia.com

Find assignment info on
www.katundra.com

4. Independent Procedures

Conversation: Level -1 -Whisper at your table

Help: Ask 3 Before Me at Your Table

Activity: Complete Classroom Expectation Coloring Sheet

Movement: Art Cart and Restroom

Participation: Drawing/ Reading/ Writing

Sound: Instructor's Music

*** Please be aware that failing to adhere to the above will result in completing a behavior sheet.**

4. Independent Procedures

Conversation: Level -0 -Whisper at your table

Help: Ask 3 Before Me at Your Table

Activity: Complete Classroom Expectation Coloring Sheet

Movement: Art Cart and Restroom

Participation: Drawing/ Reading/ Writing

Sound: Instructor's Music

*** Please be aware that failing to adhere to the above will result in completing a behavior sheet.**

4. Independent Activity

Conversation: Level -1 -Whisper
at your table

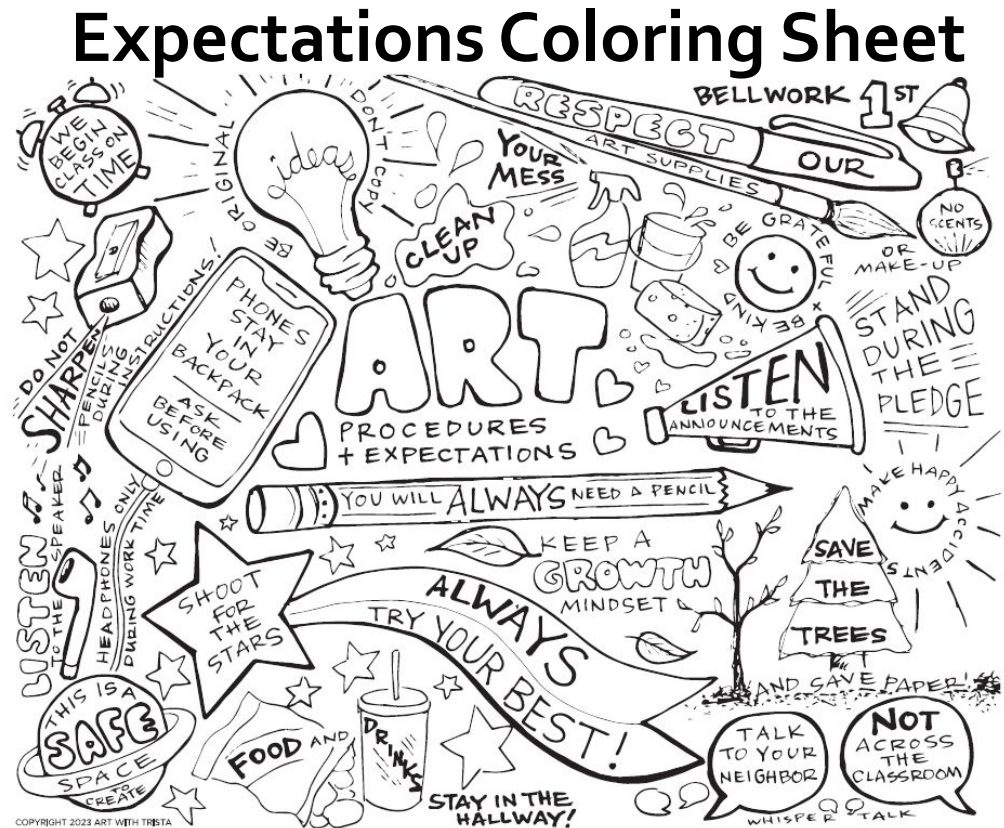
Help: Ask 3 Before Me at Your Table

Activity: Complete Classroom Expectation Coloring Sheet

Movement: Art Cart and Restroom

Participation: Coloring

Sound: Instructor's Music



Criteria	4 – Excellent
Neatness	Coloring is completely inside the lines with smooth, even application. No scribbles.
Color Choice & Creativity	Uses a thoughtful and creative color scheme that enhances the picture. Shows originality.
Completeness	Entire sheet is fully colored with no blank spaces (unless intentional for effect).
Effort	Shows excellent effort and care; took time to produce high-quality work.

Expectations Coloring Sheet

Criteria	4 – Excellent	3 – Good	2 – Developing	1 – Needs Improvement
Neatness	Coloring is completely inside the lines with smooth, even application. No scribbles.	Mostly inside the lines with only a few minor slips. Color is mostly smooth.	Frequently goes outside the lines, uneven coloring in multiple areas.	Many areas outside the lines, coloring is rushed or messy.
Color Choice & Creativity	Uses a thoughtful and creative color scheme that enhances the picture. Shows originality.	Uses good color choices that make sense for the image.	Colors are somewhat random or repetitive, little thought to scheme.	Minimal effort in color choice, very limited variety, or colors are distracting.
Completeness	Entire sheet is fully colored with no blank spaces (unless intentional for effect).	Almost the entire sheet is colored with small areas left blank.	Several sections are left uncolored without purpose.	Large portions of the sheet are uncolored.
Effort	Shows excellent effort and care; took time to produce high-quality work.	Shows good effort; most areas are done carefully.	Shows some effort but appears rushed in places.	Minimal effort; rushed and incomplete work.

Bellwork

Introductions

Week 1-Q1

Directions:

Read the prompt on the board and create a drawing for it in the appropriate box. You have 5 mins.

Monday- Blind Contour Selfie

Without looking at your paper, draw your face (or just your head and shoulders) in one continuous line. No erasing!

Goal: Build observation skills and loosen up drawing muscles.

Tuesday- Shape Monster

Draw a creature using only circles, triangles, and squares. Add details to bring it to life.

Goal: Encourage creativity and design thinking with limitations.

Wednesday Speed Object Study

Pick any object on your desk or in the room. Draw it as quickly and accurately as you can in 5 minutes.

Thursday Opposite World

Draw an everyday item, but make it the opposite of what it usually is (e.g., a flaming ice cube, a flying fishbowl).

Friday Emotion Faces

Draw 3 quick faces showing 3 different emotions (your choice). Keep them small and simple.

Directions: Write the agenda in your student planner!

W.A.P. S. Week 1
Friday 08-15-25

Essential Question: How can I make sure I am meeting the art goals?

What will I learn :

Follow Directions & Stay Organized

(Standard: VA.68.S.3.3)

Make sure your work meets the assignment requirements and uses the right techniques.

Complete Work Step by Step

(Standard: VA.68.S.2.2)

Take your time to follow the correct process, whether it's sketching, shading, or adding details.

Show Responsibility & Time Management

(Standard: VA.68.F.3.4)

Use your time wisely and submit your work before the deadline.

How I will learn it? (Agenda)

-Submit Assignments

-Participate in Ice Breaker

*Collect Acknowledgement Forms

How do I know I learned it?

When I can say I am at the Green Level, at the end of class

Green	I am confident and progressing
Yellow	I am stuck and need help
Red	I need one-on-one assistance.

Reminders:

-Find assignment info on katundra.com

-Submit assignments on

Artsonia Login:

School ID: [Odyssey19](#)

Access Code [JPPT-BWDB](#)

***The above info should be written down on the front page of your student planner.**

Grading Schedule:

Monday 1st and 2nd per

Tuesday 3rd and 5th

Wednesday 6th and 7th

What You Will Do: Independent Time

Conversation At a Level-1

Help Ask 3 Before Me

Activities **Data Day - Friday**

Bring the iPads for me to unlock

1. Below are the following assignments I will be grading next week. Make sure you submit the assignments today because the window will close at the end of class. If you don't make it then you'll need to submit it to the Make-Up Window.

1. wk 01_Bellwork
2. wk 01_Agenda 22-23
3. wk 01_Expectations Coloring Sheet_q1
4. wk 01_Signed Acknowledgment (turn in physically)

2. Free Draw or Draw the following prompt: A baker that has the power to control nature who has rocket legs.

Movement **Materials Counter**

Participation Drawing

6. Clean-Up Procedures

Conversation: Level -1

Help: Ask 3 Before Me

Activity: ***Art Organizer*** - provide guidance for work, ***Materials manager***- make sure materials are put away in the appropriate location, ***Sketchbook Supervisor***- switch out the sketchbook holder for the next period, ***Waste Watchdog*** - make sure the table and floor is clean.

Movement: Materials Zone and Backpack Zone

Participation: Cleaning

Sound: None

*** Please be aware that failing to adhere to the above will result in completing a behavior sheet.**

Clean-Up

What You Will Do: (3 MINS)

Conversation At a Level-1.

Help You can raise your hand to receive help on the...

Activities Clean-Up Time

ARTISTS DUTIES	
a	RESOURCE SUPERVISOR
b	MATERIALS MANAGER
c	SKETCHBOOK SUPERVISOR
d	TECH MANAGER

Movement Moving around the tables

Participation Cleaning