

1. Entering Class Procedures:

Conversation: Level 1- Whisper

Help: Ask 3 before me

Activity:

1st-Grab the resource folders, materials, and trash can for your table.

2nd-Place your backpack in the appropriate location.

3rd-Take your needed materials.

4th- Be in your assigned seat, **before** the bell rings.

Movement: Materials Cart

Participation: Preparing for Class

Sound: Instructor's Music

*** Please be aware that failing to adhere to the above will result in completing a behavior sheet.**

Today is Friday 11-3-23

2. Beginning of Class Procedures:

Conversation: Level -1-Whisper at your table

Help: Raise your Hand / Ask 3 before me

Activity: Use the Resource Folder to Complete the Bell Work for today. When you're done work on Weekly Sketchbook Prompt for this week. Choose a prompt from the 100 Sketchbook prompt list.

Movement: Materials Cart

Participation: Drawing and Writing

Sound: Instructor's Music

*** Please be aware that failing to adhere to the above will result in completing a behavior sheet.**

Monday-Describe

Directions:

Describe the work of art as if the person had never seen it before. Refer to the elements of art, subject of the artwork, objects in the work, location, and sensory qualities.

Tuesday- Analyze

Directions:

Analyze this work. How is the work organized using the elements of art and the principles of design? How do the elements and principles of design work together? How does the artist use the elements and principles to get your attention? What is the composition?

Bellwork **Art Critique** **Week 4-Q2**

Title: Analog to Digital - Jay Z
Artist: W.B.K Works By Knight

Wednesday- Interpret


Directions:

Interpret this work. What do you think the artist was trying to say? Why did the artist create this artwork? What do you think it means? What feelings do you have when looking at this artwork? Do you think there are things in the artwork that represent other things - symbols?

Thursday- Draw

Directions:

Draw a representation of the artwork. Start sketching the large shape and then focus on the smaller parts.



Friday- Judge

Directions:

Judge this work. What do you think about the artwork? What is the best part of the work? What are the weaknesses of the work? How did the artist communicate his/her idea? Would you choose to hang this artwork in your room? Why?

3. Instructional Procedures

Conversation: Level -0

Help: Raise your Hand

Activity: Receiving Instruction

Movement: None

Participation: Listening, Drawing and Writing

Sound: None

*** Please be aware that failing to adhere to the above will result in completing a behavior sheet.**

(Write what's in Red!)

W.A.P. S. Week 4

Friday 11-3-23

Daily Question: How am I progressing in art?

What will I learn today:

Assessing our own and others' artistic work, using critical-thinking, problem-solving, and decision-making skills, is central to artistic growth. VA.68.C.2

How I will learn it? (Agenda)

- Get Progress Report**
- Submit Missing work and Start HW for wk 5 or**
- Draw what you want**

How do I know I learned it?

If my grade in the art class is a 60% or higher.

Windows that are open and will close

Monday midnight:

11. Wk4_Sketchbook Prompt

12. Wk4_Bellwork Jay Z

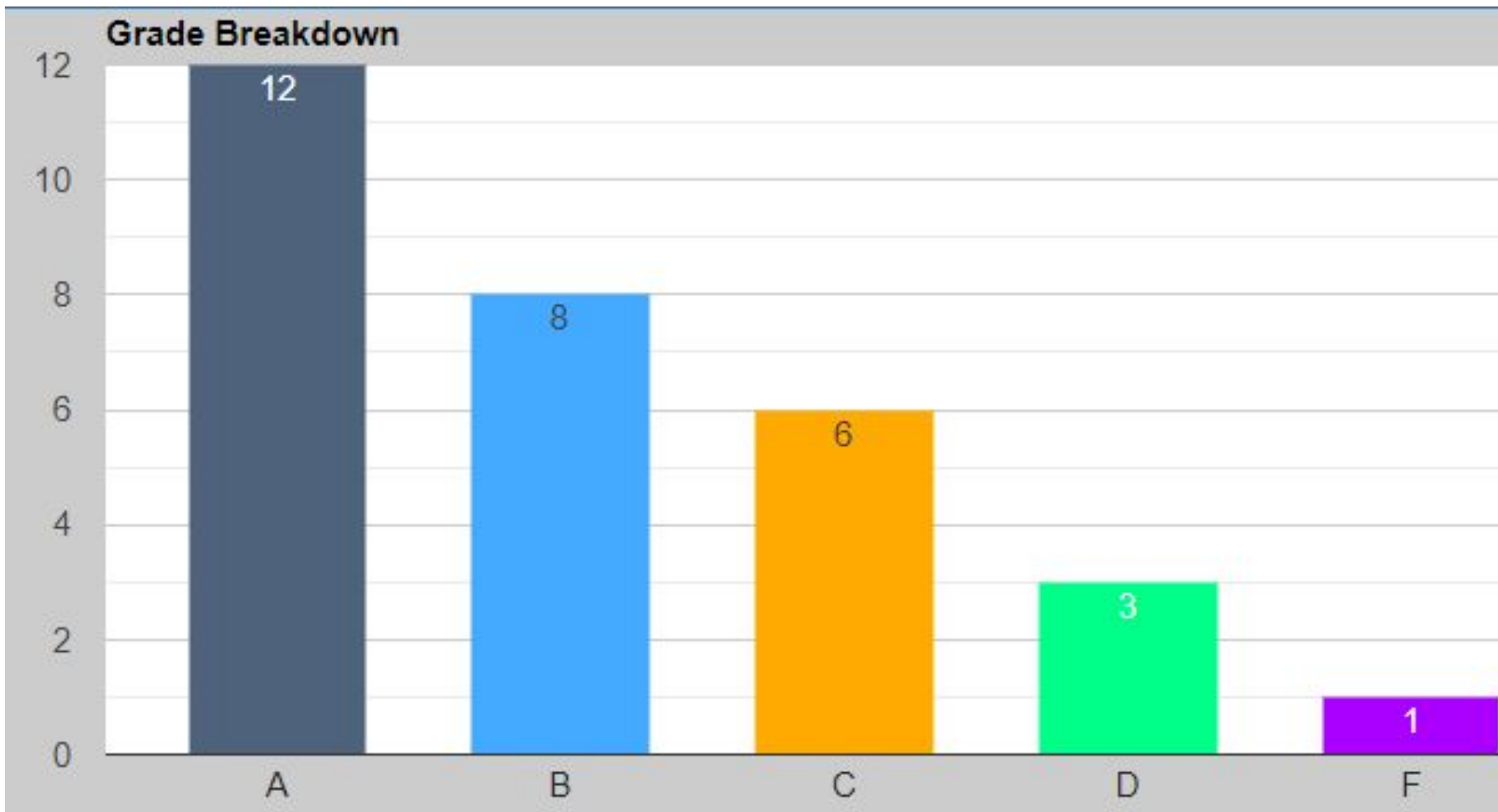
13. Wk4_WAPS

15. Wk4_In Progress of Practice Grid

Reminders:

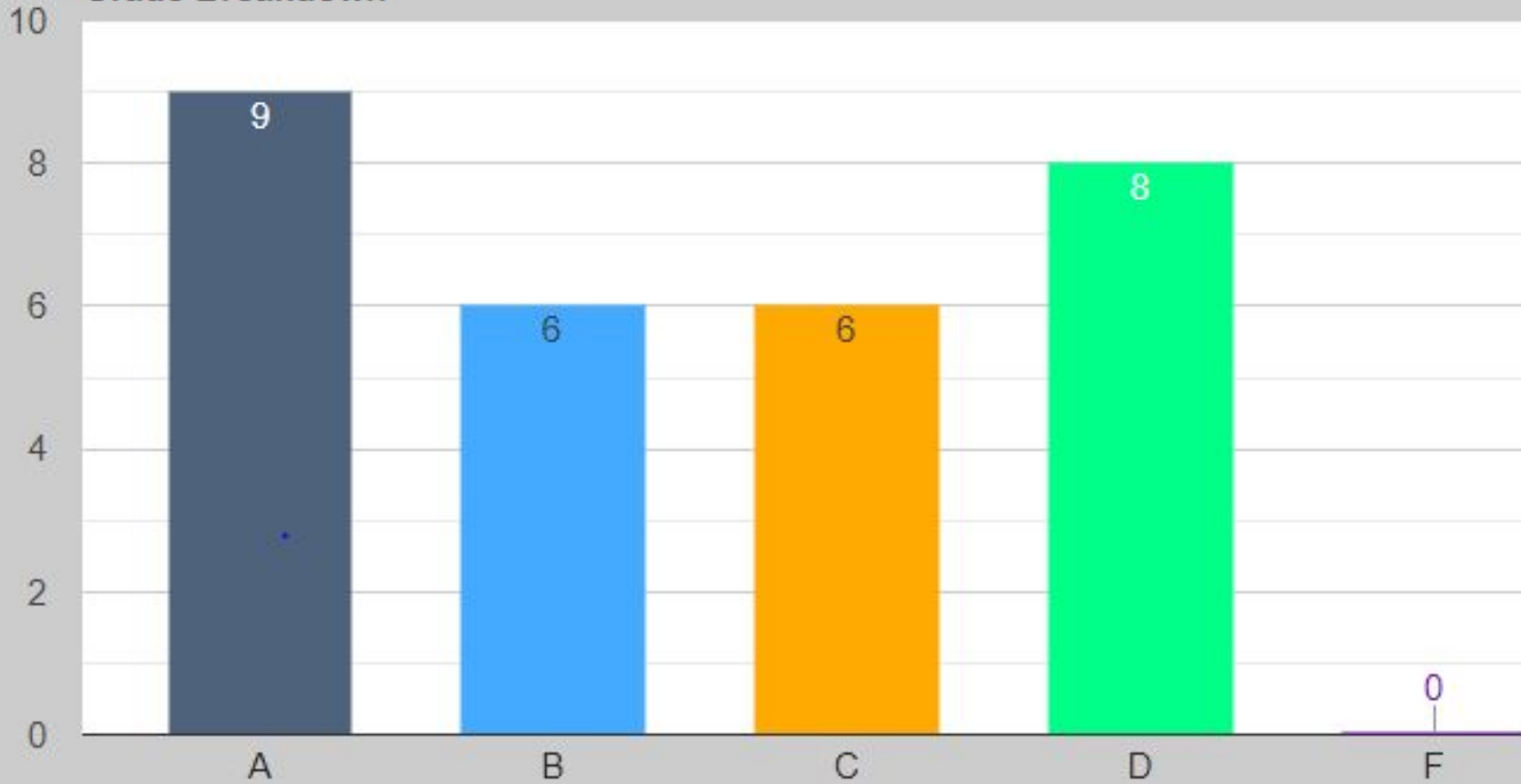
- Homework- Sketchbook Prompt for Week 4 due Friday. Choose a prompt from the 100 Sketchbook prompts and fill the page.
- Find assignment info on katundra.com
- Submit assignments on Artsonia

1st Per.-84%

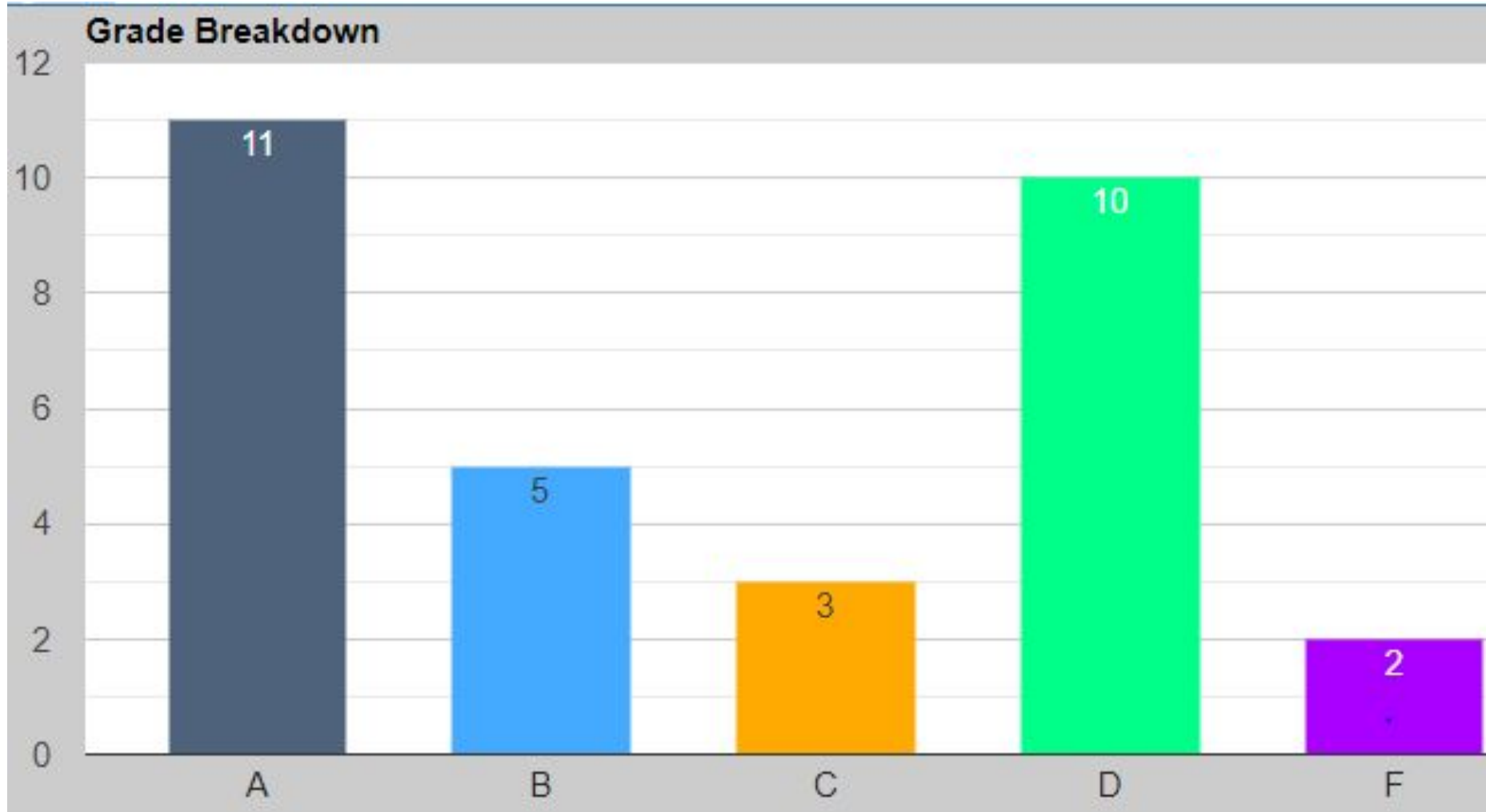


2nd Per.-80%

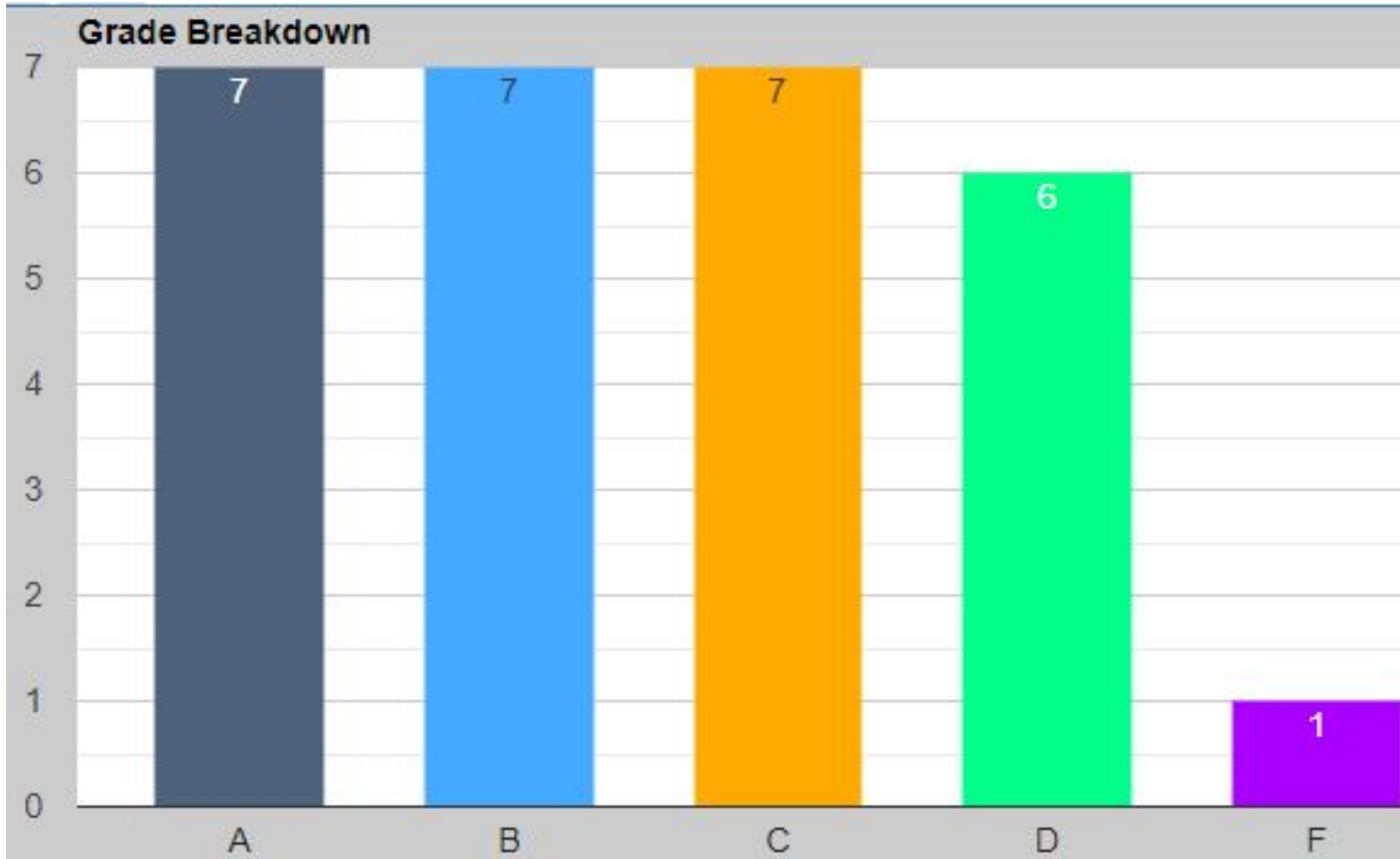
Grade Breakdown



3RD Per.-78%

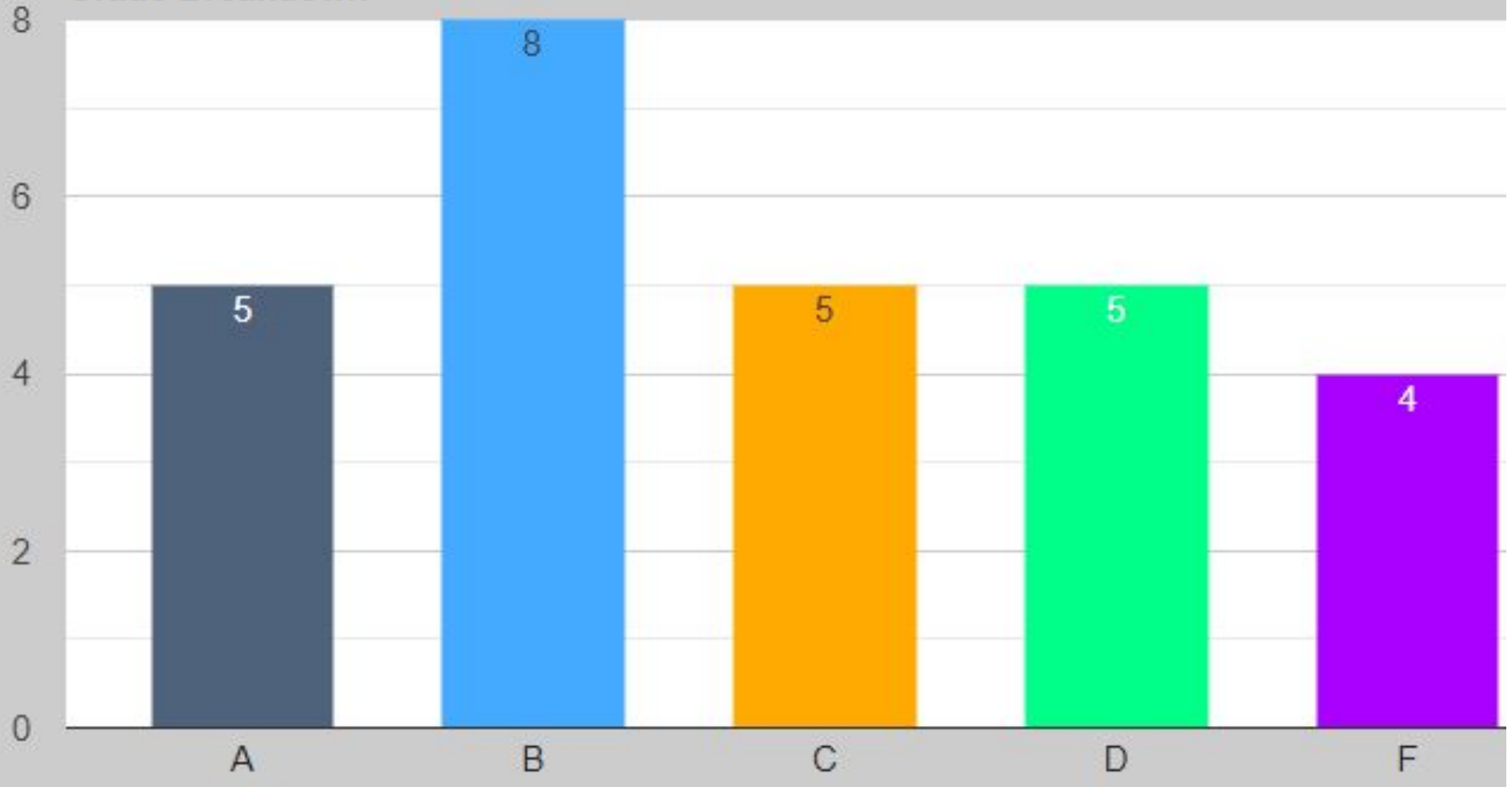


5TH- Per.-79%



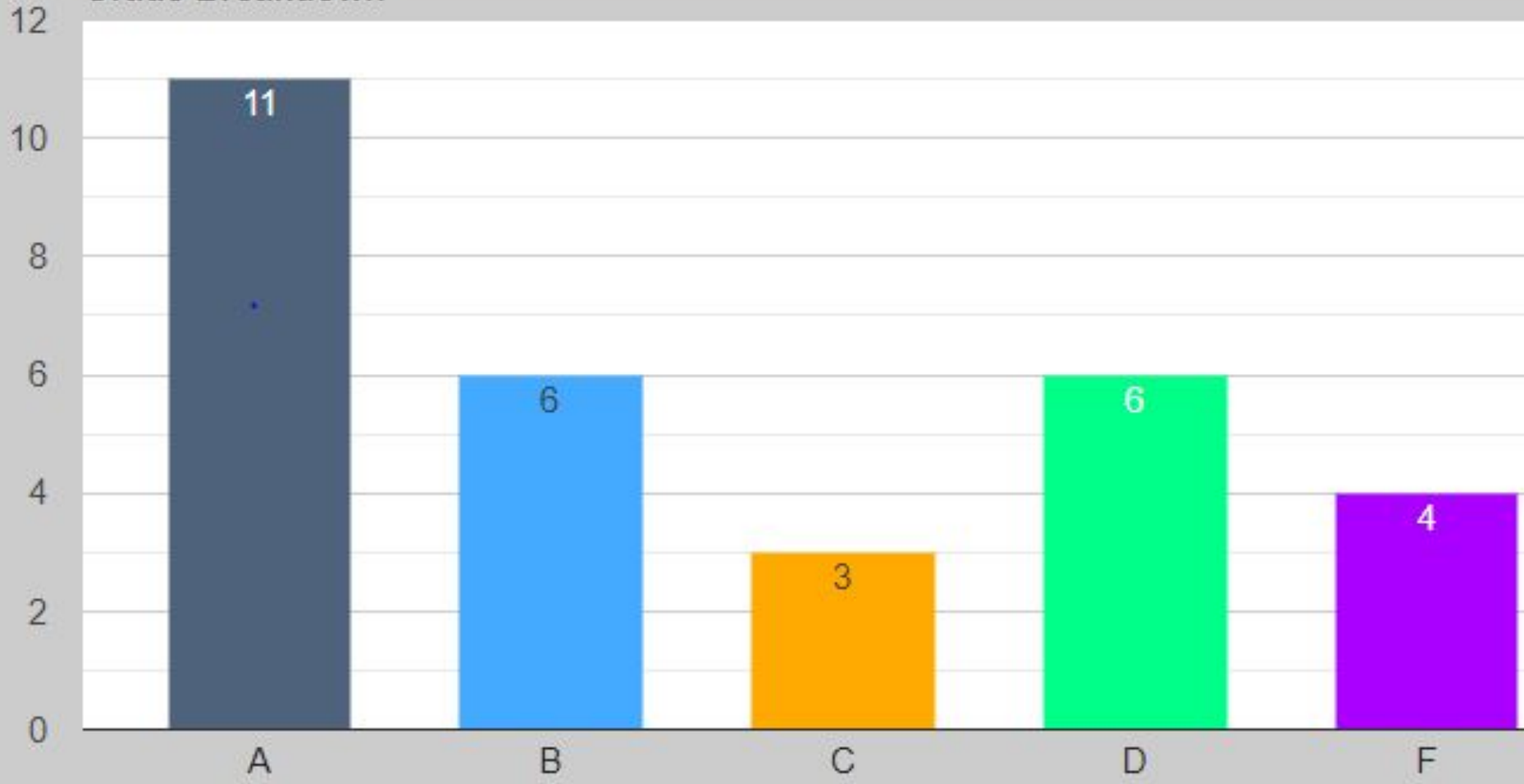
6TH- Per.- 76 %

Grade Breakdown



7TH- Per.- 80 %

Grade Breakdown



4. Independent Procedures

Conversation: Level -2 -Regular level at your table

Help: Ask 3 Before Me at Your Table

Activity: -Submit Missing work and Start HW for wk 5 or
-Draw what you want

Movement: Materials Cart and Restroom

Participation: Drawing/ Reading/ Writing

Sound: Instructor's Music

*** Please be aware that failing to adhere to the above will result in completing a behavior sheet.**

What You Will Do: (5 MINS)- Reflection

Conversation	At a Level-0.
Help	You can raise your hand to receive help on the...
Activities	Reflection
<p>1st On your Weekly Art Participation Sheet Under the Reflection Section Tell me what you learned or did in details using a complete sentence.</p>	<p>2nd Where do you stand with meeting the standard for today: 4-I can correctly complete this activity innovatively. 3-I can correctly complete this activity independently 2-I can correctly complete this activity using peers assistance 1-I can correctly complete this activity using teacher assistance</p>
Movement	None
Participation	Writing

6. *Clean-Up Procedures*

Conversation: Level -1

Help: Ask 3 Before Me

Activity: *Art Advisor* - provide guidance for work,

Materials manager- make sure materials are put away in the appropriate location, ***Sketchbook***

Supervisor- switch out the sketchbook holder for the next period, ***Waste Watchdog*** - make sure the table and floor is clean.

Movement: Materials Zone and Backpack Zone

Participation: Cleaning

Sound: None

*** Please be aware that failing to adhere to the above will result in completing a behavior sheet.**

Clean-Up

What You Will Do: (3 MINS)

Conversation	At a Level-1.										
Help	You can raise your hand to receive help on the...										
Activities	Clean-Up Time										
<table border="1"><thead><tr><th colspan="2">ARTISTS DUTIES</th></tr></thead><tbody><tr><td>a</td><td>ART ORGANIZER</td></tr><tr><td>b</td><td>MATERIALS MANAGER</td></tr><tr><td>c</td><td>SKETCHBOOK SUPERVISOR</td></tr><tr><td>d</td><td>WASTE WATCHDOG</td></tr></tbody></table>		ARTISTS DUTIES		a	ART ORGANIZER	b	MATERIALS MANAGER	c	SKETCHBOOK SUPERVISOR	d	WASTE WATCHDOG
ARTISTS DUTIES											
a	ART ORGANIZER										
b	MATERIALS MANAGER										
c	SKETCHBOOK SUPERVISOR										
d	WASTE WATCHDOG										
Movement	Moving around the tables										
Participation	Cleaning										