


# What You Will Do: (5 MINS)

**Conversation**  
**Help**  
**Activities**


At a Level- **0**  
You can raise your hand to receive help on the...  
**Bellwork**

You can find this copy in your resource folder. Remember to share with your shoulder partner.

**Monday-  
Scribble Challenge**



**Tuesday-  
Copy Challenge**



**Table # & letter  
Group Color  
Name  
Date  
Per.**

**Bellwork  
Week 4**

**Wednesday-  
Character Challenge**

**Directions:**  
Write, No School, in Wednesday box.

**Thursday-  
Environment Challenge**

**Directions:**  
Draw an underwater factory that is inhabited by snowmen and features a phantom.

**Friday-  
Design Mix Challenge**

**Directions:**  
Combine the two things below into one thing.



**Movement**

**Materials Cart**

**Participation**

**Drawing**

# What You Will Do: (5 MINS)

Conversation	At a Level- 0
Help	You can raise your hand to receive help on the...
Activities	Bellwork


## Monday BELLWORK - Week 4

8/28/23

### Directions:

1. Grab your Sketchbook from the Materials Cart.
2. Create 6 squares.
3. You can fold it in half, landscape orientation. Then fold it into thirds.
4. In the Monday's box complete the Scribble Challenge. Copy the random scribble from below, and turn it into a work of art!



Monday 	Tuesday	Table # & letter Group Color Name Date Per.  Week 4
Wednesday	Thursday	Friday

Movement	Materials Cart
Participation	Drawing

## W.A.P.S Week 4 q1

Unit: Introduction

Project:

Due:

Monday 8-28-23

EQ (Essential Question):

*What are the classroom procedures?*

What will I learn today:

[VA.68.O.3.1](#): Select and use the structural elements of art and organizational principles of design to document images in various formats for public audiences.

[VA.68.S.2.3](#): Use visual-thinking and problem-solving skills in a sketchbook or journal to identify, practice, develop ideas, and resolve challenges in the creative process.

How I will learn it? (Agenda)

-Reading on the spot, the classroom procedures

-Complete Sentence Frames for classroom procedures

-Use your device or shared device to submit work

-Work on your homework

-Receive sketchbooks

How do I know I learned it?

If you have the following:

Rubric for today:

- 3 Met Expectation- Complete Sentence Frames for Classroom Procedures
- 2 Approaching Expectation-Complete less than 3
- 1 Below Expectation-No evidence

Homework:

*-Complete the Weekly Sketchbook Prompt due Friday*

**A- Your own prompt**

or

**B-An astronaut that is very wrinkled who's wearing leather pants.**

# Assignments Submitted to Artsonia:

Week 1:

1. Art Survey
2. HW-Art syllabus signed

Week 2:

3. Bellwork week 2
4. Mrs Stewart's expectations poster

Week 3:

5. Bellwork 3
6. HW-Sketchbook Prompt

Week 4:

- 7.
- 8.

Week 5:

- 9
- 10

# What You Will Do: (20 mins.)

Conversation

At a Level- 1

Help

Ask 3 Before Me then Raise Your Hand

Activities

Complete Sentence Frames

## Directions:

Use your resource folder and copy the information onto your handout. Keep your handout in your folder when you're done.

### Art Room Procedures

Name: \_\_\_\_\_ Period: \_\_\_\_\_ Seat #: \_\_\_\_\_ Date: \_\_\_\_\_

*Directions:* Use the signs around the room to complete the following sections below.

#### 1. Entering Class Procedures

Conversation: \_\_\_\_\_  
Help: \_\_\_\_\_  
Activity: \_\_\_\_\_  
Movement: \_\_\_\_\_ P: \_\_\_\_\_  
Sound: \_\_\_\_\_

#### 2. Beginning of Class Procedures

Conversation: \_\_\_\_\_  
Help: \_\_\_\_\_  
Activity: \_\_\_\_\_  
Movement: \_\_\_\_\_ P \_\_\_\_\_  
Sound: \_\_\_\_\_

#### 3. Instructional Procedures

Conversation: \_\_\_\_\_  
Help: \_\_\_\_\_  
Activity: \_\_\_\_\_  
Movement: \_\_\_\_\_ 9 \_\_\_\_\_  
Sound: \_\_\_\_\_

Movement

Materials Cart

Participation

Drawing

# What You Will Do: (20 mins.)

Conversation	At a Level- 1
Help	Ask 3 Before Me then Raise Your Hand
Activities	Submit Assignments to Artsonia

## Part 1:

Use your **Phone** or Mrs. Stewart's device to submit  
-Wk3 Sketchbook Prompt  
- Wk3 Bellwork

## Part 2:

When you're done start working on your homework,  
**Weekly Sketchbook Prompt** which is due Friday, Sept. 1.  
choose one of the prompts to complete:

**A- Your own prompt**

or

**B-An astronaut that is very wrinkled who's wearing  
leather pants.**

## Part 2: Rubric: (50 points)

- Artwork is creative and original (10 pts)
- Artwork fills the 8.5 by 11 paper thoughtfully (10pts)
- Artwork is either shaded with pencil or color (10 pts)
- CRAFTSMANSHIP (neatness and precision) (10 pts)
- PUNCTUAL-Submitted on time (10 pts)

Movement	Materials Cart
Participation	Drawing

## W.A.P.S Week 4 q1

Unit: Introduction

Project:

Due:

Tuesday 8-29-23

EQ (Essential Question):

*What are the classroom procedures?*

What will I learn today:

[VA.68.O.3.1](#): Select and use the structural elements of art and organizational principles of design to document images in various formats for public audiences.

[VA.68.S.2.3](#): Use visual-thinking and problem-solving skills in a sketchbook or journal to identify, practice, develop ideas, and resolve challenges in the creative process.

How I will learn it? (Agenda)

1. Complete Sentence Frames for classroom procedures
2. Use your device or shared device to submit work
3. Work on your homework

How do I know I learned it?

If you have the following:

Rubric for today:

- 3 Met Expectation- Complete Sentence Frames for Classroom Procedures
- 2 Approaching Expectation-Complete less than 3
- 1 Below Expectation-No evidence

Homework:

*-Complete the Weekly Sketchbook Prompt due Friday*

**A- Your own prompt**

or

**B-An astronaut that is very wrinkled who's wearing leather pants.**



# What You Will Do: (20 mins.)

Conversation

At a Level- 1

Help

Ask 3 Before Me then Raise Your Hand

Activities

Complete Sentence Frames

## Directions:

Use your resource folder and copy the information onto your Art Room Procedures. Keep your handout in your folder when you're done.

### Art Room Procedures

Name: \_\_\_\_\_ Period: \_\_\_\_\_ Seat #: \_\_\_\_\_ Date: \_\_\_\_\_

*Directions:* Use the signs around the room to complete the following sections below.

#### 1. Entering Class Procedures

Conversation: \_\_\_\_\_  
Help: \_\_\_\_\_  
Activity: \_\_\_\_\_  
Movement: \_\_\_\_\_ P: \_\_\_\_\_  
Sound: \_\_\_\_\_

#### 2. Beginning of Class Procedures

Conversation: \_\_\_\_\_  
Help: \_\_\_\_\_  
Activity: \_\_\_\_\_  
Movement: \_\_\_\_\_ P \_\_\_\_\_  
Sound: \_\_\_\_\_

#### 3. Instructional Procedures

Conversation: \_\_\_\_\_  
Help: \_\_\_\_\_  
Activity: \_\_\_\_\_  
Movement: \_\_\_\_\_ 9 \_\_\_\_\_  
Sound: \_\_\_\_\_

Movement

Materials Cart

Participation

Drawing



Conversation

At a Level- 1

Help

Ask 3 Before Me then Raise Your Hand

Activities

Complete Sentence Frames, Submitting Assignments to Artsonia, Work on HW

### Part 1: Complete Art Room Procedures

**Art Room Procedures**

Name: \_\_\_\_\_ Period: \_\_\_\_\_ Seat # \_\_\_\_\_

*Directions:* Use the signs around the room to complete the following sections below.

**1. Entering Class Procedures**

Conversation: \_\_\_\_\_

Help: \_\_\_\_\_

Activity: \_\_\_\_\_

Movement: \_\_\_\_\_ P: \_\_\_\_\_

Sound: \_\_\_\_\_

**2. Beginning of Class Procedures**

Conversation: \_\_\_\_\_

Help: \_\_\_\_\_

Activity: \_\_\_\_\_

Movement: \_\_\_\_\_ P: \_\_\_\_\_

Sound: \_\_\_\_\_

**3. Instructional Procedures**

Conversation: \_\_\_\_\_

Help: \_\_\_\_\_

Activity: \_\_\_\_\_

Movement: \_\_\_\_\_ P: \_\_\_\_\_

Sound: \_\_\_\_\_

### Part 2: Assignments Submitted to Artsonia:

#### Week 1:

1. Art Survey
2. HW-Art syllabus signed

#### Week 2:

3. Bellwork week 2
4. Mrs Stewart's expectations poster
5. Odyssey's expectations poster

#### Week 3:

6. Bellwork 3
7. HW-Sketchbook Prompt

### Part 3:

When you're done start working on your homework, **Weekly Sketchbook Prompt** which is due Friday, Sept. 1. choose one of the prompts to complete:

**A- Your own prompt**  
or

**B-An astronaut that is very wrinkled who's wearing leather pants.**

Movement

Materials Cart

Participation

Drawing

# Assignments Submitted to Artsonia:

Week 1:

1. Art Survey
2. HW-Art syllabus signed

Week 2:

3. Bellwork week 2
4. Mrs Stewart's expectations poster
5. Odyssey's expectations poster

Week 3:

6. Bellwork 3
7. HW-Sketchbook Prompt

Week 4:

- 8.
- 9.

Week 5:

- 10
- 11

# What You Will Do: (20 mins.)

Conversation	At a Level- 1
Help	Ask 3 Before Me then Raise Your Hand
Activities	Submit Assignments to Artsonia

## Part 1:

Use your **Phone** or Mrs. Stewart's device to submit  
-Wk3 Sketchbook Prompt  
- Wk3 Bellwork

## Part 2:

When you're done start working on your homework,  
**Weekly Sketchbook Prompt** which is due Friday, Sept. 1.  
choose one of the prompts to complete:

**A- Your own prompt**

or

**B-An astronaut that is very wrinkled who's wearing  
leather pants.**

## Part 2: Rubric: (50 points)

- Artwork is creative and original (10 pts)
- Artwork fills the 8.5 by 11 paper thoughtfully (10pts)
- Artwork is either shaded with pencil or color (10 pts)
- CRAFTSMANSHIP (neatness and precision) (10 pts)
- PUNCTUAL-Submitted on time (10 pts)

Movement	Materials Cart
Participation	Drawing

# **Week 4 Sketchbook Prompt**

When you're done start working on your homework, **Weekly Sketchbook Prompt** which is due Friday, Sept. 1. choose one of the prompts to complete:

**A- Your own prompt**

or

**B-An astronaut that is very wrinkled who's wearing leather pants.**

## **Part 2: Rubric: (50 points)**

- Artwork is creative and original (10 pts)
- Artwork fills the 8.5 by 11 paper thoughtfully (10pts)
- Artwork is either shaded with pencil or color (10 pts)
- CRAFTSMANSHIP (neatness and precision) (10 pts)
- PUNCTUAL-Submitted on time (10 pts)

## W.A.P.S Week 4 q1

Unit: Introduction

Project:

Due:

Thursday 8-31-23

EQ (Essential Question):

*What are the classroom procedures?*

What will I learn today:

[VA.68.O.3.1](#): Select and use the structural elements of art and organizational principles of design to document images in various formats for public audiences.

[VA.68.S.2.3](#): Use visual-thinking and problem-solving skills in a sketchbook or journal to identify, practice, develop ideas, and resolve challenges in the creative process.

How I will learn it? (Agenda)

1. Complete Sentence Frames for classroom procedures
2. Use your device or shared device to submit work
3. Work on your homework

How do I know I learned it?

If you have the following:

Rubric for today:

- 3 Met Expectation- Complete Sentence Frames for Classroom Procedures
- 2 Approaching Expectation-Complete less than 3
- 1 Below Expectation-No evidence

Homework:

*-Complete the Weekly Sketchbook Prompt due Friday*

**A- Your own prompt**

or

**B-An astronaut that is very wrinkled who's wearing leather pants.**

# What You Will Do: (20 mins.)

Conversation

At a Level- 1

Help

Ask 3 Before Me then Raise Your Hand

Activities

Complete Sentence Frames

## Directions:

Use your resource folder and copy the information onto your Art Room Procedures. Keep your handout in your folder when you're done.

### Art Room Procedures

Name: \_\_\_\_\_ Period: \_\_\_\_\_ Seat #: \_\_\_\_\_ Date: \_\_\_\_\_

*Directions:* Use the signs around the room to complete the following sections below.

#### 1. Entering Class Procedures

Conversation: \_\_\_\_\_

Help: \_\_\_\_\_

Activity: \_\_\_\_\_

Movement: \_\_\_\_\_ P: \_\_\_\_\_

Sound: \_\_\_\_\_

#### 2. Beginning of Class Procedures

Conversation: \_\_\_\_\_

Help: \_\_\_\_\_

Activity: \_\_\_\_\_

Movement: \_\_\_\_\_ P \_\_\_\_\_

Sound: \_\_\_\_\_

#### 3. Instructional Procedures

Conversation: \_\_\_\_\_

Help: \_\_\_\_\_

Activity: \_\_\_\_\_

Movement: \_\_\_\_\_ 9 \_\_\_\_\_

Sound: \_\_\_\_\_

Movement

Materials Cart

Participation

Drawing

Conversation

At a Level- **1**

Help

**Ask 3 Before Me then Raise Your Hand**

Activities

Submitting Assignments to Artsonia, Work on HW

**Part 1: Upload Assignments to Artsonia:**

Week 1:

1. Art Survey
2. HW-Art syllabus signed

Week 2:

3. Bellwork week 2
4. Mrs Stewart's expectations poster
5. Odyssey's expectations poster

Week 3:

6. Bellwork 3
7. HW-Sketchbook Prompt

**Week 4:**

8. Wk4 art room procedures
9. Wk4 sketchbook prompt
10. Wk4 Bellwork

**Part 2:**

When you're done start working on your homework, **Weekly Sketchbook Prompt** which is due Friday, Sept. 8. choose one of the prompts from the 100 Sketchbook prompts to complete. The paper is found in the back of your resource folder.

- Artwork is creative and original (10 pts)
- Artwork fills the 8.5 by 11 paper thoughtfully (10pts)
- Artwork is either shaded with pencil or color (10 pts)
- CRAFTSMANSHIP (neatness and precision) (10 pts)
- PUNCTUAL-Submitted on time (10 pts)

Movement

**Materials Cart**

Participation

**Drawing**



# Clean-Up

## What You Will Do: (3 MINS)

Conversation

At a Level-1.

Help

You can raise your hand to receive help on the...

Activities

Clean-Up Time

ARTISTS DUTIES	
b	ART ORGANIZER
c	MATERIALS MANAGER
d	SKETCHBOOK SUPERVISOR
a	WASTE WATCHDOG

Movement

Moving around the tables

Participation

Cleaning

The image features a decorative border with concentric circles and a central scalloped frame. The text "Classroom Procedures" is centered within the white scalloped frame.

*Classroom Procedures*

# ***1. Entering Class Procedures:***

**Conversation:** Level 1

**Help:** Ask 3 before me

**Activity:** Grab your sketchbook bin and bring it to your desk. Place your backpack in the “Backpack Parking Zone”. Take out your drawing utensil(s).

**Movement:** Materials Cart

**Participation:** Preparing for Class

**Sound:** Instructor's Music

**\* above info is subject to change**

## ***2. Beginning of Class Procedures:***

**Conversation:** Level -0

**Help:** Raise your Hand

**Activity:** Warm-up, **Free-Draw, Agenda**

**Movement:** Materials Cart

**Participation:** Drawing and Writing

**Sound:** Instructor's Music

**\* above info is subject to change**

# ***3. Instructional Procedures***

**Conversation:** Level -0

**Help:** Raise your Hand

**Activity:** Receiving Instruction

**Movement:** None

**Participation:** Drawing and Writing

**Sound:** Instructor's Music

**\* above info is subject to change**

# ***4. Independent Procedures***

**Conversation:** Level -1

**Help:** Ask 3 Before Me

**Activity:** Independent Work

**Movement:** Materials Counter and Restroom

**Participation:** Drawing/ Reading/ Writing

**Sound:** Instructor's Music

**\* above info is subject to change**

# ***5. Reflection Procedures***

**Conversation:** Level -1

**Help:** Ask 3 Before Me

**Activity:** Type **what you learned or did** in Artsonia

**Movement:** Materials Counter

**Participation:** Typing

**Sound:** None

**\* above info is subject to change**



# 6. *Clean-Up Procedures*

**Conversation:** Level -1

**Help:** Ask 3 Before Me

**Activity:** **Art Organizer** - put away artwork and resource folders, **Materials manager**- make sure materials are put away in the appropriate location, **Sketchbook Supervisor**- Put away the sketchbook holder on the counter **Waste**

**Watchdog** - make sure the table and floor is clean. Upon teacher's approval, grab backpacks

**Movement:** Materials Cart

**Participation:** Cleaning

**Sound:** None

**\* above info is subject to change**

# ***7. Exiting Class Procedures:***

**Conversation:** Level 1

**Help:** Raise Your Hand

**Activity:** Line Up on the side of the door

**Movement:** Side of the room

**Participation:** Leaving the classroom

**Sound:** None

**\* above info is subject to change**

# ***Hall Pass Procedures***

*Students are to use the passes at the bottom of the daily calendar page for restroom, water, clinic, or if they want to go to an office. Students get one pass a week. Students can't use the pass during the first 10 minutes and last 10 minutes of class.*

## **Steps:**

- 1. Student needs to write the time and destination on the bottom of the daily calendar page.**
- 2. Bring the agenda for the teacher's signature.**
- 3. Pick up the green hall pass off the top of the cart. Either wear it around your neck or clip it to your lanyard.**
- 4. Place your planner on the top of the cart.**
- 5. Upon return write the time you returned.**
- 6. Pick up your planner and place the green hall pass on top of the cart.**

*Students are to use the purple passes in the back of their planner for things that are not their fault, i.e., called to guidance, dean's office, or front office, late bus, etc.*

# Upload Your Work to Artsonia

1. Either Download the Artsonia App on your phone or Use the Web Browser and type in Artsonia.com
2. Click on ARTIST
3. Click on Class Portal
4. Type in the Access Code **JPPT-BWDB**  
(If you don't have an account click on Add my name> complete the sections, including the full last name, the class is your period)
5. Click on All Students
6. Enter Your Name
7. Add Art
8. Select the name of the assignment:
9. Take a Picture
10. Crop the image if needed
11. Title the work
12. Type the Artist Statement
13. Submit to Teacher



# ***Group 9***

# ***Group 1***