


8/21 Monday

Directions:


In the Monday's box complete the Scribble Challenge. Copy the random scribble from below, and turn it into a work of art!



8/22 Tuesday

Directions:

In Tuesday's box complete the Environment Challenge. Draw, "A mountain range that is made out of metal and features a giant birch tree."





Bellwork Week 3

Table # & letter
Group Color
Name
Date
Per.

8/23 Wednesday

Directions:

In Wednesday's box complete the character challenge: **An irritable robot that is possessed by a gnome who's wearing hippie clothes.**



8/24 Thursday

Directions:

In Thursday's box complete the *Design Mix Challenge*: **Combine the two things below into one image.**



8/25 Friday

Directions:

In Friday's box complete the *Copy Challenge*:



What You Will Do: (5 MINS)


Conversation	At a Level- 0
Help	You can raise your hand to receive help on the...
Activities	Bellwork


Monday BELLWORK - Week 3

8/21/23

Directions:

1. Grab 1 sheet of paper from the Materials Cart,
2. Fold it in half, landscape orientation. Then fold it into thirds.
3. When you unfold it should like the the image on the right.
4. In the Monday's box complete the Scribble Challenge. Copy the random scribble from below, and turn it into a work of art!



Monday 	Tuesday	Table # & letter Group Color Name Date Per. Week 3
Wednesday	Thursday	Friday

Movement	Materials Cart
Participation	Drawing

W.A.P.S Week 3 q1

Unit: Introduction

Project:

Due:

Monday 8-21-23

EQ (Essential Question):

How do I submit my work?

What will I learn today:

[VA.68.O.3.1](#): Select and use the structural elements of art and organizational principles of design to document images in various formats for public audiences.

[VA.68.S.2.3](#): Use visual-thinking and problem-solving skills in a sketchbook or journal to identify, practice, develop ideas, and resolve challenges in the creative process.

How I will learn it? (Agenda)

-Discuss the Steps to Uploading to Artsonia
-Students will submit the following assignments to Artsonia using their Phone:

1. Art survey
2. Art syllabus signed
3. Bellwork week 2
4. Mrs Stewart's expectations poster
5. Odyssey/ your expectation poster

-Start Weekly Sketchbook Prompt This Friday

How do I know I learned it?

If you have the following:

Rubric for today:

- 3 Met Expectation- Turn in assignments using your device to Artsonia
- 2 Approaching Expectation-Complete less than 3
- 1 Below Expectation-No evidence

Homework:

Complete the Weekly Sketchbook Prompt due Friday

Upload Your Work to Artsonia

1. Either Download the Artsonia App on your phone or Use the Web Browser and type in Artsonia.com
2. Click on ARTIST
3. Click on Class Portal
4. Type in the Access Code **JPPT-BWDB**
(If you don't have an account click on Add my name > complete the sections, including the full last name, the class is your period)
5. Click on All Students
6. Enter Your Name
7. Add Art
8. Select the name of the assignment:
9. Take a Picture
10. Crop the image if needed
11. Title the work
12. Type the Artist Statement
13. Submit to Teacher

What You Will Do: (20 mins.)

Conversation

At a Level- 1

Help

Ask 3 Before Me

Activities

Submit Assignments to Artsonia

Part 1:

Students will submit the following to Artsonia:

1. Art survey
2. Art syllabus signed
3. Bellwork week 2 (today)
4. Mrs Stewart's expectations poster (Wednesday 8/23)
5. Odyssey/ your expectation poster

Part 2:

When you're done start working on the **Weekly Sketchbook Prompt** which is due Friday, August 25. choose one of the prompts to complete:

A- A Paris style cafe that is perfectly symmetrical and features a plate of pasta.

or

B-A secret cave that has been taken over by walking plants and features a bridge.

Part 2: Criteria: (50 points)

- Artwork is creative and original (10 pts)
- Artwork fills the 8.5 x 11 paper thoughtfully (10pts)
- Artwork is either shaded with pencil or color (10 pts)
- CRAFTSMANSHIP (neatness and precision) (10 pts)
- PUNCTUAL-Submitted on time (10 pts)

Movement

Materials Cart

Participation

Drawing

What You Will Do: (5 MINS)


Conversation	At a Level- 0
Help	You can raise your hand to receive help on the...
Activities	Bellwork


Tuesday BELLWORK - Week 3

8/22/23

Directions:

In Tuesday's box complete the Environment Challenge. Draw, "A mountain range that is made out of metal and features a giant birch tree."

Monday	Tuesday	Table # & letter Group Color Name Date Per.
		Week 3



Movement	Materials Cart
Participation	Drawing

W.A.P.S Week 3 q1

Unit: Introduction

Project:

Due:

Tuesday 8-22-23

EQ (Essential Question):

How do I submit my work?

What will I learn today:

[VA.68.O.3.1](#): Select and use the structural elements of art and organizational principles of design to document images in various formats for public audiences.

[VA.68.S.2.3](#): Use visual-thinking and problem-solving skills in a sketchbook or journal to identify, practice, develop ideas, and resolve challenges in the creative process.

How I will learn it? (Agenda)

-Students will submit the following assignments to Artsonia using their Phone:

1. Art survey
2. Art syllabus signed
3. Bellwork week 2
4. Mrs Stewart's expectations poster
5. Odyssey/ your expectation poster

-Continue working on the *Weekly Sketchbook Prompt*- Due: This Friday

How do I know I learned it?

If you have the following:

Rubric for today:

- 3 Met Expectation- Turn in assignments using your device to Artsonia and work on your homework
- 2 Approaching Expectation-Complete less than 3
- 1 Below Expectation-No evidence

Homework:

-Complete the Weekly Sketchbook Prompt due Friday

artsonia

Upload Your Work to Artsonia

1. Either Download the Artsonia App on your phone or Use the Web Browser and type in Artsonia.com
2. Click on ARTIST
3. Click on Class Portal
4. Type in the Access Code **JPPT-BWDB**
(If you don't have an account click on Add my name > complete the sections, including the full last name, the class is your period)
5. Click on All Students
6. Enter Your Name
7. Add Art
8. Select the name of the assignment:
9. Take a Picture
10. Crop the image if needed
11. Title the work
12. Type the Artist Statement
13. Submit to Teacher

What You Will Do: (20 mins.)

Conversation	At a Level- 1
Help	Ask 3 Before Me
Activities	Submit Assignments to Artsonia

Part 1:

Students will submit the following to Artsonia:

1. Art survey
2. Art syllabus signed
3. Bellwork week 2
4. Mrs Stewart's expectations poster
5. Odyssey/ your expectation poster

Part 2:

When you're done start working on the **Weekly Sketchbook Prompt** which is due Friday, August 25. choose one of the prompts to complete:

A- A Paris style cafe that is perfectly symmetrical and features a plate of pasta.

or

B-A secret cave that has been taken over by walking plants and features a bridge.

Part 2: Criteria: (50 points)

- Artwork is creative and original (10 pts)
- Artwork fills the 8.5 x 11 paper thoughtfully (10pts)
- Artwork is either shaded with pencil or color (10 pts)
- CRAFTSMANSHIP (neatness and precision) (10 pts)
- PUNCTUAL-Submitted on time (10 pts)

Movement	Materials Cart
Participation	Drawing

What You Will Do: (5 MINS)


Conversation	At a Level- 0
Help	You can raise your hand to receive help on the...
Activities	Bellwork

Wednesday BELLWORK - Week 3

8/23/23

Directions:

In Wednesday's box complete the character challenge: **An irritable robot that is possessed by a gnome who's wearing hippie clothes.**



Movement	Materials Cart
Participation	Drawing

W.A.P.S Week 3 q1

Unit: Introduction

Project:

Due:

Wednesday 8-23-23

EQ (Essential Question):

How do I submit my 2 posters?

What will I learn today:

[VA.68.O.3.1](#): Select and use the structural elements of art and organizational principles of design to document images in various formats for public audiences.

[VA.68.S.2.3](#): Use visual-thinking and problem-solving skills in a sketchbook or journal to identify, practice, develop ideas, and resolve challenges in the creative process.

How I will learn it? (Agenda)

-Students will submit the following assignments to Artsonia using their **Phone** or Mrs. Stewart's

1. Art survey
2. Art syllabus signed
3. Bellwork week 2
4. Mrs Stewart's expectations poster
5. Odyssey/ your expectation poster

-Continue working on the *Weekly Sketchbook Prompt*- Due: This Friday

How do I know I learned it?

If you have the following:

Rubric for today:

- 3 Met Expectation- Turn in assignments using your device to Artsonia and work on your homework
- 2 Approaching Expectation-Complete less than 3
- 1 Below Expectation-No evidence

Homework:

-Complete the Weekly Sketchbook Prompt due Friday

artsonia

Upload Your Work to Artsonia

1. Either Download the Artsonia App on your phone or Use the Web Browser and type in Artsonia.com
2. Click on ARTIST
3. Click on Class Portal
4. Type in the Access Code **JPPT-BWDB**
(If you don't have an account click on Add my name> complete the sections, including the full last name, the class is your period)
5. Click on All Students
6. Enter Your Name
7. Add Art
8. Select the name of the assignment:
9. Take a Picture
10. Crop the image if needed
11. Title the work
12. Type the Artist Statement
13. Submit to Teacher

What You Will Do: (20 mins.)

Conversation

At a Level- 1

Help

Ask 3 Before Me then Raise Your Hand

Activities

Submit Assignments to Artsonia

Part 1:

Students will submit the following to Artsonia:

1. Art survey
2. Art syllabus signed
3. Bellwork week 2
4. Mrs Stewart's expectations poster
5. Odyssey/ your expectation poster

Part 2:

When you're done start working on your homework,
Weekly Sketchbook Prompt which is due Friday, August 25.
choose one of the prompts to complete:

A- A Paris style cafe that is perfectly symmetrical and features a plate of pasta.

or

B-A secret cave that has been taken over by walking plants and features a bridge.

Part 2: Criteria: (50 points)

- Artwork is creative and original (10 pts)
- Artwork fills the 8.5 by 11 paper thoughtfully (10pts)
- Artwork is either shaded with pencil or color (10 pts)
- CRAFTSMANSHIP (neatness and precision) (10 pts)
- PUNCTUAL-Submitted on time (10 pts)

Movement

Materials Cart

Participation

Drawing

What You Will Do: (5 MINS)

Conversation	At a Level- 0
Help	You can raise your hand to receive help on the...
Activities	Bellwork

Thursday BELLWORK - Week 3

8/24/23

Directions:

In Thursday's box complete the *Design Mix Challenge*: **Combine the two things below into one image.**



Movement	Materials Cart
Participation	Drawing

W.A.P.S Week 3 q1

Unit: Introduction

Project:

Due:

Thursday 8-24-23

EQ (Essential Question):

Do I have all 4 assignments submitted to Artsonia?

What will I learn today:

[VA.68.O.3.1](#): Select and use the structural elements of art and organizational principles of design to document images in various formats for public audiences.

[VA.68.S.2.3](#): Use visual-thinking and problem-solving skills in a sketchbook or journal to identify, practice, develop ideas, and resolve challenges in the creative process.

How I will learn it? (Agenda)

-Students will submit the following assignments to Artsonia using their Phone or Mrs. Stewart's

2. Art syllabus signed
3. Bellwork week 2
4. Mrs Stewart's expectations poster
5. Odyssey/ your expectation poster

-Continue working on the *Weekly Sketchbook Prompt*- Due: This Friday

How do I know I learned it?

If you have the following:

Rubric for today:

- 3 Met Expectation- Turn in assignments using your device to Artsonia and work on your homework
- 2 Approaching Expectation-Complete less than 3
- 1 Below Expectation-No evidence

Homework:

-Complete the Weekly Sketchbook Prompt due Friday

artsonia

Upload Your Work to Artsonia

1. Either Download the Artsonia App on your phone or Use the Web Browser and type in Artsonia.com
2. Click on ARTIST
3. Click on Class Portal
4. Type in the Access Code **JPPT-BWDB**
(If you don't have an account click on Add my name> complete the sections, including the full last name, the class is your period)
5. Click on All Students
6. Enter Your Name
7. Add Art
8. Select the name of the assignment:
9. Take a Picture
10. Crop the image if needed
11. Title the work
12. Type the Artist Statement
13. Submit to Teacher

What You Will Do: (20 mins.)

Conversation

At a Level- 1

Help

Ask 3 Before Me then Raise Your Hand

Activities

Submit Assignments to Artsonia

Part 1:

Students will submit the following to Artsonia:

2. Art syllabus signed
3. Bellwork week 2
4. Mrs Stewart's expectations poster
5. Odyssey/ your expectation poster

Part 2:

When you're done start working on your homework,
Weekly Sketchbook Prompt which is due Friday, August 25.
choose one of the prompts to complete:

A- A Paris style cafe that is perfectly symmetrical and features a plate of pasta.

or

B-A secret cave that has been taken over by walking plants and features a bridge.

Part 2: Rubric: (50 points)

- Artwork is creative and original (10 pts)
- Artwork fills the 8.5 by 11 paper thoughtfully (10pts)
- Artwork is either shaded with pencil or color (10 pts)
- CRAFTSMANSHIP (neatness and precision) (10 pts)
- PUNCTUAL-Submitted on time (10 pts)

Movement

Materials Cart

Participation

Drawing

What You Will Do: (5 MINS)

Conversation	At a Level- 0
Help	You can raise your hand to receive help on the...
Activities	Bellwork

Friday BELLWORK - Week 3

8/25/23

Directions:

In Friday's box complete the *Copy Challenge*:



Movement	Materials Cart
Participation	Drawing

W.A.P.S Week 3 q1

Unit: Introduction

Project:

Due:

Friday 8-25-23

EQ (Essential Question):

What is the subject matter you like to draw?

What will I learn today:

[VA.68.O.3.1](#): Select and use the structural elements of art and organizational principles of design to document images in various formats for public audiences.

[VA.68.S.2.3](#): Use visual-thinking and problem-solving skills in a sketchbook or journal to identify, practice, develop ideas, and resolve challenges in the creative process.

How I will learn it? (Agenda)

Use your **Phone** or Mrs. Stewart's and submit

-Wk3 Sketchbook

- Wk3 Bellwork

-Start Wk4 Sketchbook assignment

How do I know I learned it?

If you have the following:

Rubric for today:

- 3 Met Expectation- Turn in assignments Wk3 Sketchbook and Wk3 Bellwork. Start Wk4 Sketchbook assignment
- 2 Approaching Expectation-Complete less than 3
- 1 Below Expectation-No evidence

Homework:

-Complete the Weekly Sketchbook Prompt due Friday

Upload Your Work to Artsonia

1. Either Download the Artsonia App on your phone or Use the Web Browser and type in Artsonia.com
2. Click on ARTIST
3. Click on Class Portal
4. Type in the Access Code **JPPT-BWDB**
(If you don't have an account click on Add my name > complete the sections, including the full last name, the class is your period)
5. Click on All Students
6. Enter Your Name
7. Add Art
8. Select the name of the assignment:
9. Take a Picture
10. Crop the image if needed
11. Title the work
12. Type the Artist Statement
13. Submit to Teacher

What You Will Do: (20 mins.)

Conversation	At a Level- 1
Help	Ask 3 Before Me then Raise Your Hand
Activities	Submit Assignments to Artsonia

Part 1:

Use your **Phone** or Mrs. Stewart's device to submit the following assignments to Artsonia:

-Wk3 Sketchbook Prompt



-Wk3 Bellwork



Movement	Materials Cart
Participation	Drawing

What You Will Do: (20 mins.)

Conversation	At a Level- 1
Help	Ask 3 Before Me then Raise Your Hand
Activities	Submit Assignments to Artsonia

Part 1:

Use your **Phone** or Mrs. Stewart's device to submit
-Wk3 Sketchbook Prompt
- Wk3 Bellwork

Part 2:

When you're done start working on your homework,
Weekly Sketchbook Prompt which is due Friday, Sept. 1.
choose one of the prompts to complete:

A- Your own prompt

or

**B-An astronaut that is very wrinkled who's wearing
leather pants.**

Part 2: Rubric: (50 points)

- Artwork is creative and original (10 pts)
- Artwork fills the 8.5 by 11 paper thoughtfully (10pts)
- Artwork is either shaded with pencil or color (10 pts)
- CRAFTSMANSHIP (neatness and precision) (10 pts)
- PUNCTUAL-Submitted on time (10 pts)

Movement	Materials Cart
Participation	Drawing

Week 3 Sketchbook Prompt

When you're done start working on your homework,

Weekly Sketchbook Prompt which is due Friday, August 25.

choose one of the prompts to complete:

A- A Paris style cafe that is perfectly symmetrical and features a plate of pasta.

or

B- A secret cave that has been taken over by walking plants and features a bridge.

Rubric: (50 points)

- Artwork is creative and original (10 pts)
- Artwork fills the 8.5 by 11 paper thoughtfully (10pts)
- Artwork is either shaded with pencil or color (10 pts)
- CRAFTSMANSHIP (neatness and precision) (10 pts)
- PUNCTUAL-Submitted on time (10 pts)

During this Activity I should Hear and See:

	0	1	2	3
C ONVERSATION				
H ELP	RAISE YOUR HAND	ASK YOUR NEIGHBOR	ASK 3 Peers BEFORE ME	ASK NEW STUDENT
A CTIVITIES	PRESENTATION & INSTRUCTION	INDEPENDENT WORK	PARTNER WORK	GROUP WORK
M OVEMENT	NONE	Move to Materials Counter	Move to Materials Counter & Computers	Move Around The Tables
P ARTICIPATION	RAISE YOUR HANDS	DRAWING, WRITING & READING	SPEAKING	DISCUSSING
S OUND	No Music	Personal Music	Class Choice Music	Mrs. Stewart Music

Clean-Up

What You Will Do: (3 MINS)

Conversation	At a Level-1.										
Help	You can raise your hand to receive help on the...										
Activities	Clean-Up Time										
<table border="1"><thead><tr><th colspan="2">ARTISTS DUTIES</th></tr></thead><tbody><tr><td>c</td><td>ART ADVISOR</td></tr><tr><td>d</td><td>MATERIALS MANAGER</td></tr><tr><td>a</td><td>SKETCHBOOK SUPERVISOR</td></tr><tr><td>b</td><td>WASTE WATCHDOG</td></tr></tbody></table>		ARTISTS DUTIES		c	ART ADVISOR	d	MATERIALS MANAGER	a	SKETCHBOOK SUPERVISOR	b	WASTE WATCHDOG
ARTISTS DUTIES											
c	ART ADVISOR										
d	MATERIALS MANAGER										
a	SKETCHBOOK SUPERVISOR										
b	WASTE WATCHDOG										
Movement	Moving around the tables										
Participation	Cleaning										