

Bellwork

Sketch A Day Prompts **Week 10-Q2**

Directions:

Divide your sketchbook paper into 6 squares. Create a drawing for the word of the day. This is to practice your creative and representational skills. You can use your device to check out Unsplash imagery; if you don't have one you can use the images provided.

Monday

Park



Tuesday

Dinosaur



Wednesday

Game




Thursday

David



Friday

Butterfly



Odyssey Charter JR/SR

Exam Week Schedule

Fall 2023

Monday 12/18/23	Tuesday 12/19/23	Wednesday 12/20/23	Thursday 12/21/23	Friday 12/22/23
Regular Day 8:55-4:08	Regular Day 8:55-4:08	Early Release Day 8:55-2:45	Early Release Day 8:55-2:45	Early Release Day 8:55-2:45
<ul style="list-style-type: none"> Students will follow the regular daily schedule. Teachers will conduct exam review activities. 	1 st Period (8:55-9:38) 2 nd Period (9:43-10:21) 3 rd Period (10:26-11:03) 5 th Period (11:08-11:45) 4 th Period (11:50-1:20) 6 th Period (1:25-2:02) 7th Period (2:07-4:08) EXAM	1st Period (8:55-11:45) Exam 2nd Period (11:50-2:45) Exam & Lunch Students will attend the lunch period (A,B,C) of their 2 nd period teacher.	3rd Period (8:55-11:45) Exam 4th Period (11:50-2:45) Exam & Lunch Students will attend the lunch period (A,B,C) of their 4 th period teacher.	5th Period (8:55-11:45) Exam 6th Period (11:50-2:45) Exam & Lunch Students will attend the lunch period (A,B,C) of their 6 th period teacher.

Exams are mandatory, parents should be encouraged to make arrangements for students to take exams early in the event of a planned absence.

Semester Exam: Seahorse in Value


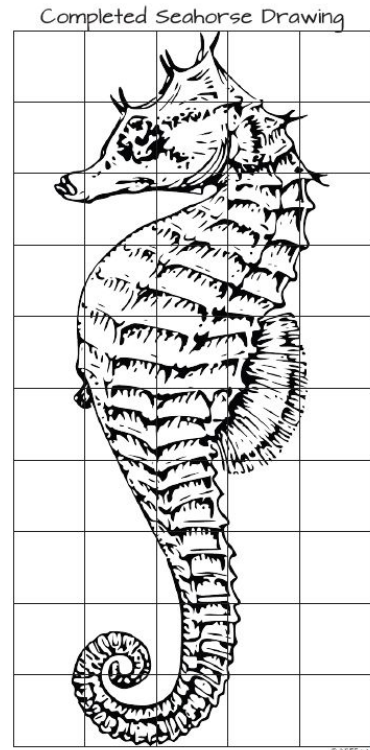
What You Have Learned:

Over this semester you have learned how to use the grid method to drawing subject matter proportionally and how to show value.

What You Will Do:

1. Complete the Seahorse Grid Drawing.
2. When you're done add value. Use the image on the right to help you shade. If you want to use color you can only choose 3 which represent a light color, a midtone color, and a dark color. For example Pink, Red, and Burgundy or Yellow, Green, Blue. You can also choose to use grayscale (your pencil) which includes light gray, midtone, and dark gray.
*If you use color you must use your own materials
3. Submit your final on Artsonia and physically to the teacher. Do not take it.

Use the image by Shea Swift to help you shade.



There's no talking during the exam. Raise your hand for help.