

Week 9 Announcements:

Remember you can take home your sketchbook and folder. If you lose your sketchbook or folder it's your responsibility to replace and redo the assignments that you didn't submit.

Find assignments on katundra.com

Turn in assignments on Artsonia

19. WK9 Element and Principle Illustration Project Oct. 8 at 11:59pm

20. WK9 Bellwork-How to Draw a Crocodile Oct. 8 at 11:59pm

Make-up Window closes Oct. 8 at 11:59pm

Stewart's Grading Schedule

-Grading includes the previous week assignments and make-up work.

1st and 2nd Period- Gets Graded on Mondays

3rd and 5th Period - Gets Graded on Tuesdays

6th and 7th Period - Gets Graded on Wednesdays

Print Progress Reports and Communicate with Parents Thursdays

Week 9 Announcements:

Remember you can take home your sketchbook and folder. If you lose your sketchbook or folder it's your responsibility to replace and redo the assignments that you didn't submit.

Find assignments on katundra.com
Turn in assignments on Artsonia

Make-up Window closes Oct. 8 at 11:59pm

Stewart's Grading Schedule

-Grading includes the previous week assignments and make-up work.

1st and 2nd Period- Gets Graded on Mondays

3rd and 5th Period - Gets Graded on Tuesdays

6th and 7th Period - Gets Graded on Wednesdays

Print Progress Reports and Communicate with Parents- Thursdays

Review Class Data and Communicate with Parents- Fridays

WELCOME:

Remember to grab the following from the Bookshelf Area or Red Counter:


- Sketchbook Holder
- Resource Folder
- Pencil Pouch
- Trash Can

Start Monday's Bellwork when you have everything. Bellwork is the first page in your Resource Folder.

10/2 Monday

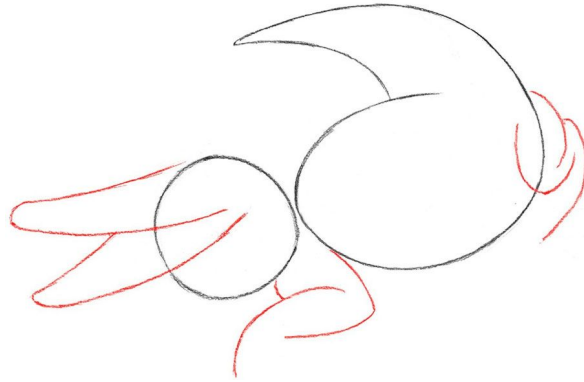
Directions:

Draw the shapes below.



10/3 Tuesday

Directions:



Bellwork

How to Draw

Week 9-Q1


10/4 Wednesday

Directions:




10/5 Thursday

Directions:



10/6 Friday

Directions:



W.A.P.S Week 9 q1

10/2/23 Monday:

Lesson: Introduction to the Elements of Art

Essential Question: What elements and principles do you want to create in a design?

Learning Goal: Students will understand the significance of the Elements of Art and Principles of Design.

How are they learning it (Agenda):

Start the Elements and Principles Illustration Day 1 of 4

Assessment:

Complete 25% of your composition

W.A.P.S Week 9 q1

10/3/23 Tuesday:

Lesson: Introduction to the Elements of Art

Essential Question: What elements and principles do you want to create in a design?

Learning Goal: Students will understand the significance of the Elements of Art and Principles of Design.

How are they learning it (Agenda):

Continue the Elements and Principles Illustration Day 2 of 4

Assessment:

Complete 50% of your composition

W.A.P.S Week 9 q1

10/4/23 Wednesday:

Lesson: Introduction to the Elements of Art

Essential Question: What elements and principles do you want to create in a design?

Learning Goal: Students will understand the significance of the Elements of Art and Principles of Design.

How are they learning it (Agenda):

Continue the Elements and Principles Illustration Day 3 of 4

Assessment:

Complete 75% of your composition

W.A.P.S Week 9 q1

10/5/23 Thursday:

Lesson: Introduction to the Elements of Art

Essential Question: What elements and principles do you want to create in a design?

Learning Goal: Students will understand the significance of the Elements of Art and Principles of Design.

How are they learning it (Agenda):

Continue the Elements and Principles Illustration Day 4 of 4

Assessment:

Complete 100% of your composition

19. Element and Principle Illustration Project:

Directions:

Use the matrix to create a design that incorporates both an element and an art principle. Complete this design/illustration in your sketchbook.

Last Class Day: Oct. 5th

Window Closes: Oct. 8th

1. Decide what you want to draw.
2. Choose the element of art you want to focus on.
3. Choose the principle of art you want to use focus on.
4. Now draw, using the above info.

Examples:





Rubric:

- Theme: fills the 9x12 space and shows good evidence of the theme
- Principle of Art: shows good evidence of the principle of art
- Element of Art: shows good evidence of the element of art
- Artwork is filled with pencil or color
- CRAFTSMANSHIP (neatness and precision)


2nd Per. How to Draw a Thoroughbred Horse in a Creative Environment

Directions:

Draw the thoroughbred horse following the steps provided. Add the environment you want your horse to be in. Make sure you have value with either color or grayscale. Due by 11:45 We have A Lunch







DESIGN MATRIX

EXAMPLE

Student Name: _____ Group: _____

Element of Graphic Design
• Typography

PRINCIPLES OF DESIGN - how you compose the elements in a layout.

Principles of Graphic Design
• Alignment
• Proximity
• White Space
• Visibility

ELEMENTS OF ART/DESIGN - building blocks of design.

	BALANCE Visual weight. Symmetry Asymmetry Radial	CONTRAST Difference between elements of design	EMPHASIS A focal point of design or center of interest.	MOVEMENT/RHYTHM (Hierarchy: how you lead the viewers eye) Shows action and directs the viewers eye through the art.	PATTERN (Repetition) Systematic repetition of elements	PROPORTION (Scale or Size) The relationship of the size of objects in a work of art.	UNITY The use of similar elements to create harmony in the design.
LINE (Contour and Outline) A mark made on a surface that shows length or direction.							
SHAPE An enclosed space that is limited to 2D							
SPACE (Figure: positive space Ground: negative space) area around, inside, or between an object.							
TEXTURE Refers to the feel of an object or how it looks like it feels. Real or implied.							
COLOR Light that reflects off an object. Also called hue							
VALUE The lightness or darkness of a color							
FORM 3D object that is not flat							

Today is Freestyle Friday, which is a time for you to focus on an art need. Keep your phones. Complete the following tasks:

1. Complete Friday's Bellwork and submit to Artsonia
2. If you're done, submit #19. WK9 Element and Principle Illustration Project to Artsonia
3. Check Grade in FOCUS and Submit Your Missing Assignments in Artsonia under [Make-Up_q1](#) for partial credit

You need to type the name of the assignment, as it appears in FOCUS. This will help me to place the grade under the appropriate assignment.

next,

4. Free draw while experimenting with different subjects or materials
5. Or, Create the prompt for Inktober **"Golden"** for extra points

Remember to upload:

If you need to see the assignment go to katundra.com>classroom

Week 6:

11. Wk6 About Me Poster
12. WK6 Artist Choice (with the sub):
13. Wk6 Sketchbook Prompt: (Choose from the 100 Sketchbook Prompts)
14. WK6 Bellwork

Week 7:

15. WK7 Sketchbook Prompt
16. WK7 Line Worksheet

Week 8:

17. WK7&8 Bellwork
18. WK8 Design Matrix of Elements and Principles

****The Windows Below will be closing at Sunday 11:59***

Week 9:

19. WK9 Element and Principle Illustration Project

20. WK9 Bellwork-How to Draw a Crocodile

Assignments Submitted to Artsonia:

Week 1:

1. Art Survey (already graded)
2. HW-Art syllabus signed

Week 2:

3. Bellwork week 2
4. Mrs Stewart's expectations poster
5. Odyssey's expectations poster

Week 3:

6. Bellwork 3
7. HW-Sketchbook Prompt (A Paris style cafe that is perfectly symmetrical and features a plate of pasta.)

Week 4:

8. Wk4 art room procedures
9. Wk4 sketchbook prompt: (Draw your own prompt)
10. Wk4 Bellwork

Week 6:

11. Wk6 About Me Poster
12. WK6 Artist Choice (with the sub):
13. Wk6 Sketchbook Prompt: (Choose from the 100 Sketchbook Prompts)
14. WK6 Bellwork

Week 7:

15. *WK7 Sketchbook Prompt*
16. *WK7 Line Worksheet*

Week 8:

17. WK7&8 Bellwork
18. WK8 Design Matrix of Elements and Principles

****The Windows Below will be closing at Sunday 11:59***

Week 9:

19. *WK9 Element and Principles Illustration Project*

Assignments Submitted to Artsonia:

Week 1:

1. Art Survey (already graded)
2. HW-Art syllabus signed

Week 2:

3. Bellwork week 2
4. Mrs Stewart's expectations poster
5. Odyssey's expectations poster

Week 3:

6. Bellwork 3
7. HW-Sketchbook Prompt (A Paris style cafe that is perfectly symmetrical and features a plate of pasta.)

Week 4:

8. Wk4 art room procedures
9. Wk4 sketchbook prompt: (Draw your own prompt)
10. Wk4 Bellwork

Week 6:

11. Wk6 About Me Poster
12. WK6 Artist Choice (with the sub):
13. Wk6 Sketchbook Prompt: (Choose from the 100 Sketchbook Prompts)
14. WK6 Bellwork

Week 7:

15. WK7 Sketchbook Prompt
16. WK7 Line Worksheet

Week 8:

17. WK7&8 Bellwork
18. WK8 Design Matrix of Elements and Principles

***The Windows Below will be closing Sunday 10-8-23 at 11:59 pm**

Week 9:

19. WK9 Element and Principle Illustration Project
20. WK9 Bellwork-How to Draw a Crocodile

Make-Up Window

Remember to upload:

If you need to see the assignment go to katundra.com>classroom

Week 6:

11. Wk6 About Me Poster

12. WK6 Artist Choice (with the sub):

13. Wk6 Sketchbook Prompt: (Choose from the 100 Sketchbook Prompts)

14. WK6 Bellwork

Week 7:

15. WK7 Sketchbook Prompt

16. WK7 Line Worksheet

Week 8:

17. WK7&8 Bellwork

18. WK8 Design Matrix of Elements and Principles

****The Windows Below will be closing at Sunday 11:59***

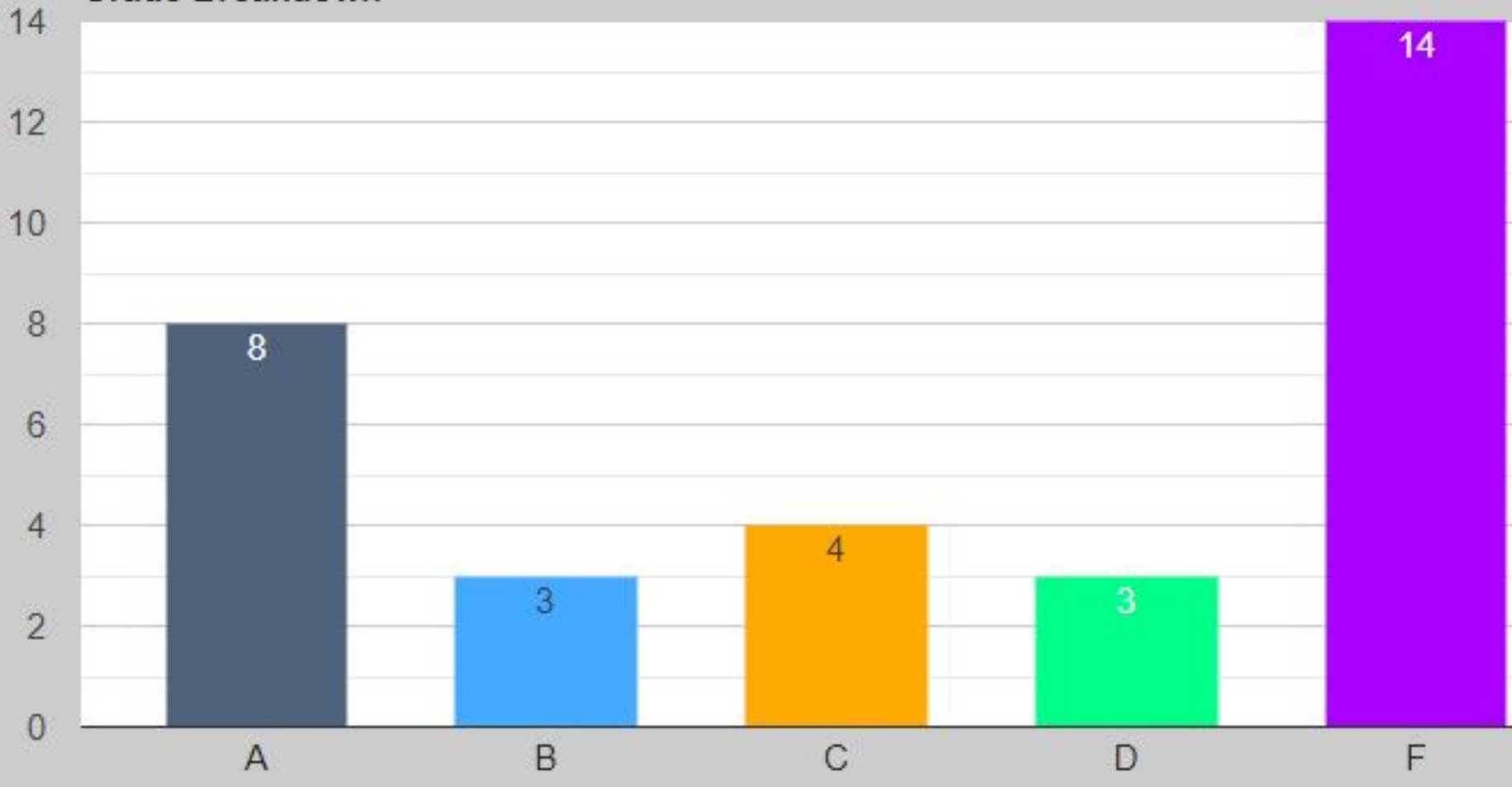
Week 9:

19. WK9 Element and Principle Illustration Project

20. WK9 Bellwork-How to Draw a Crocodile

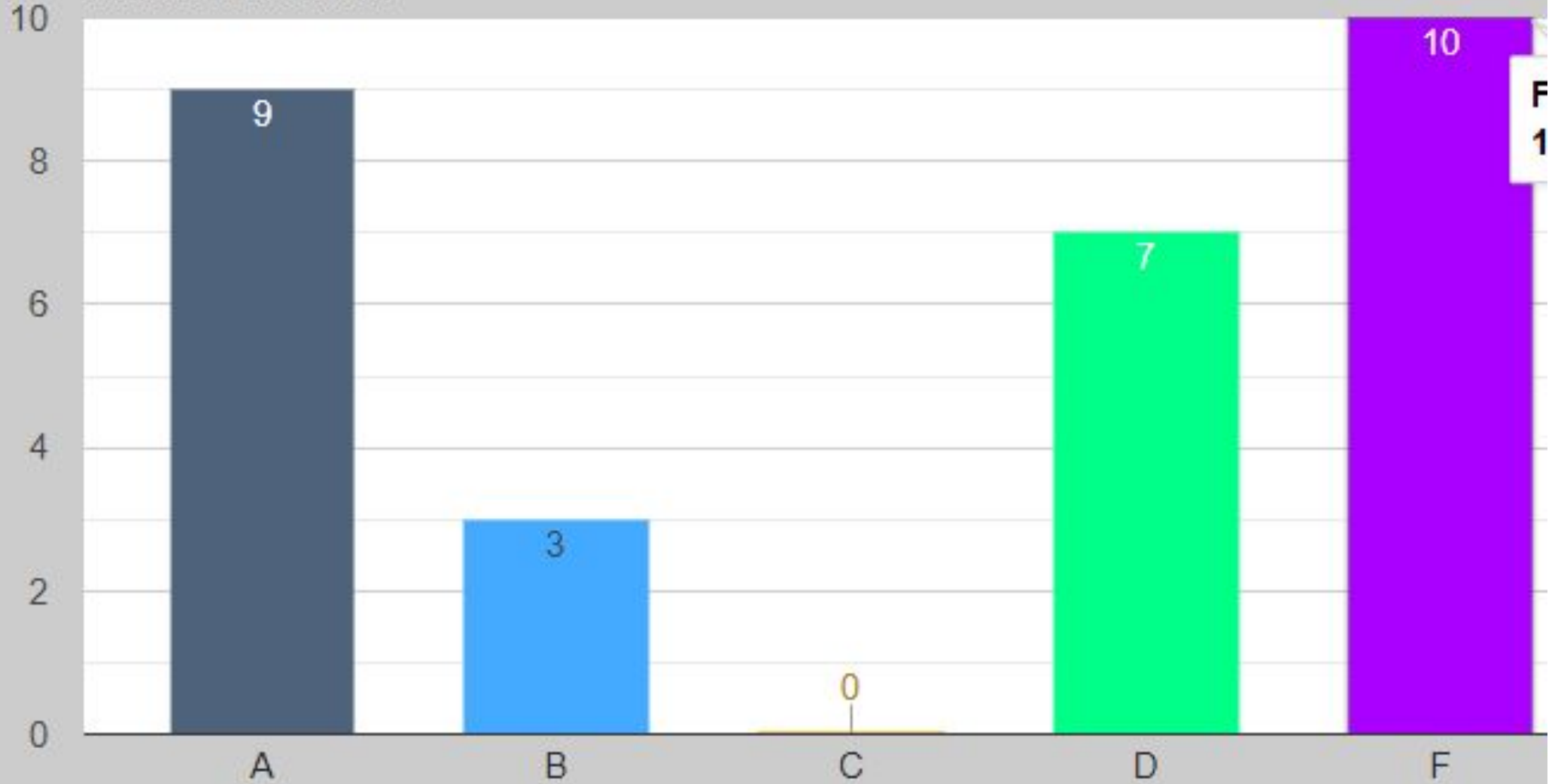
1st- -Weeks 1-8 - 61%

Grade Breakdown



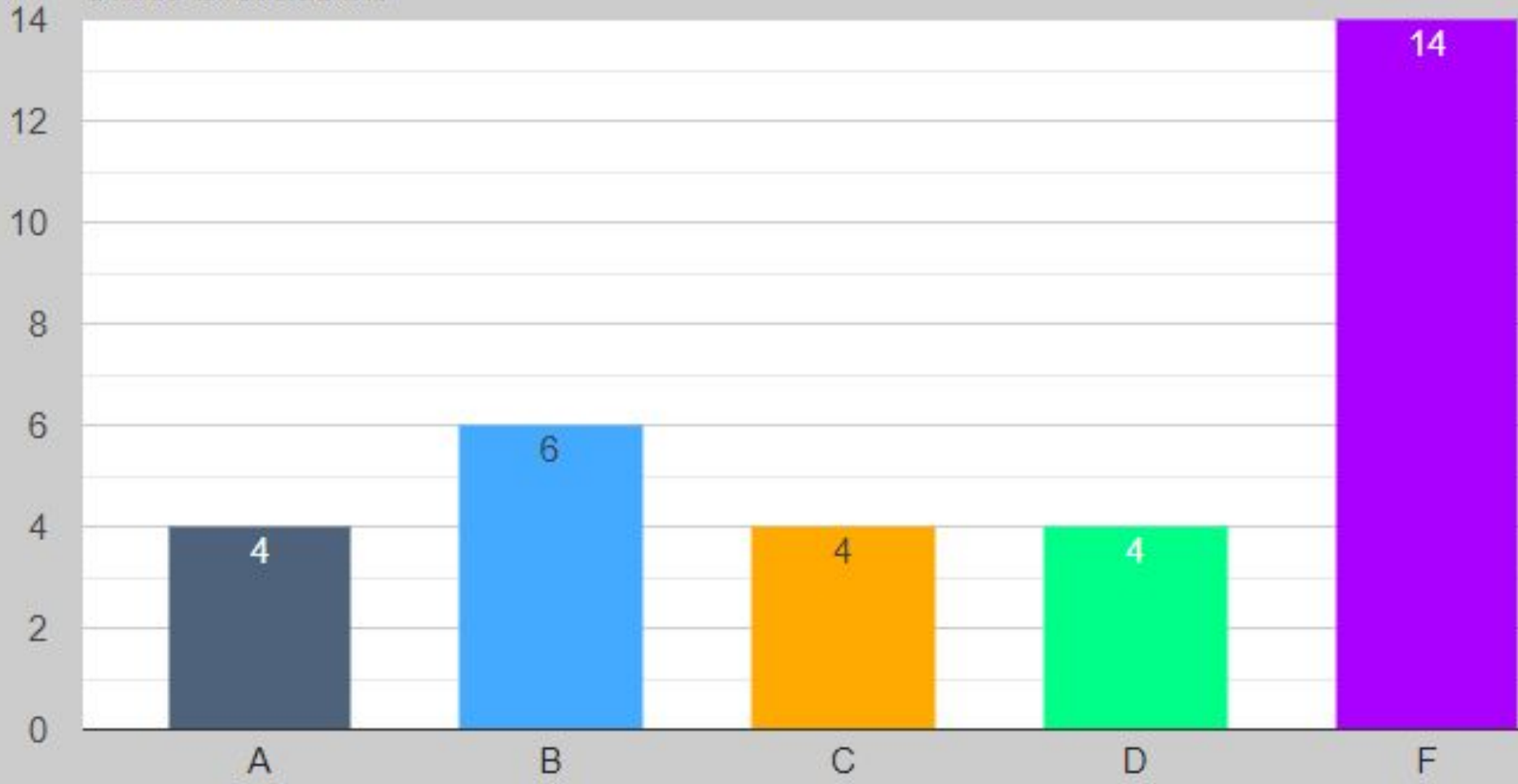
2- -Weeks 1-8 - 68%

Grade Breakdown



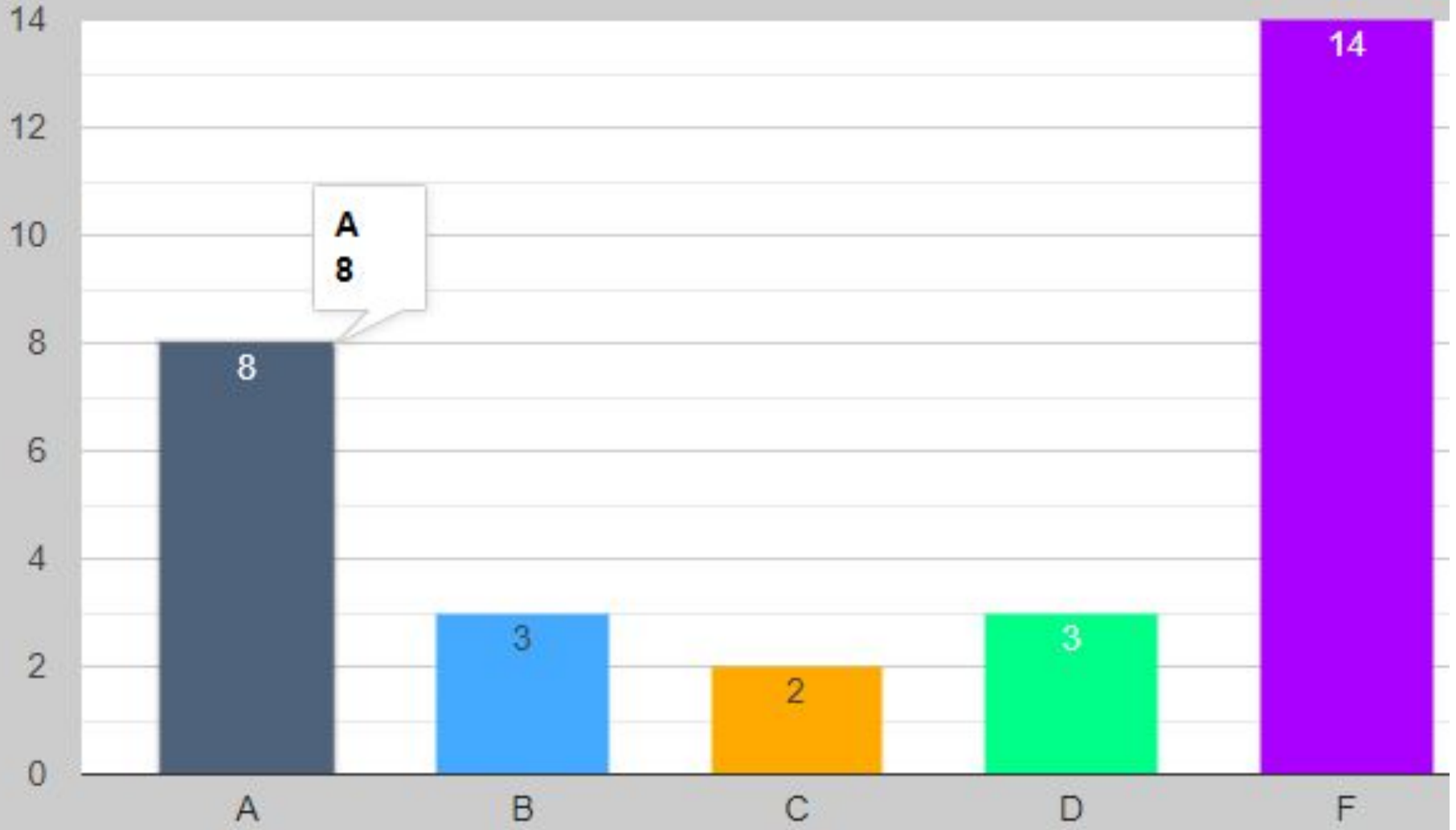
3-Weeks 1-8 - 58%

Grade Breakdown

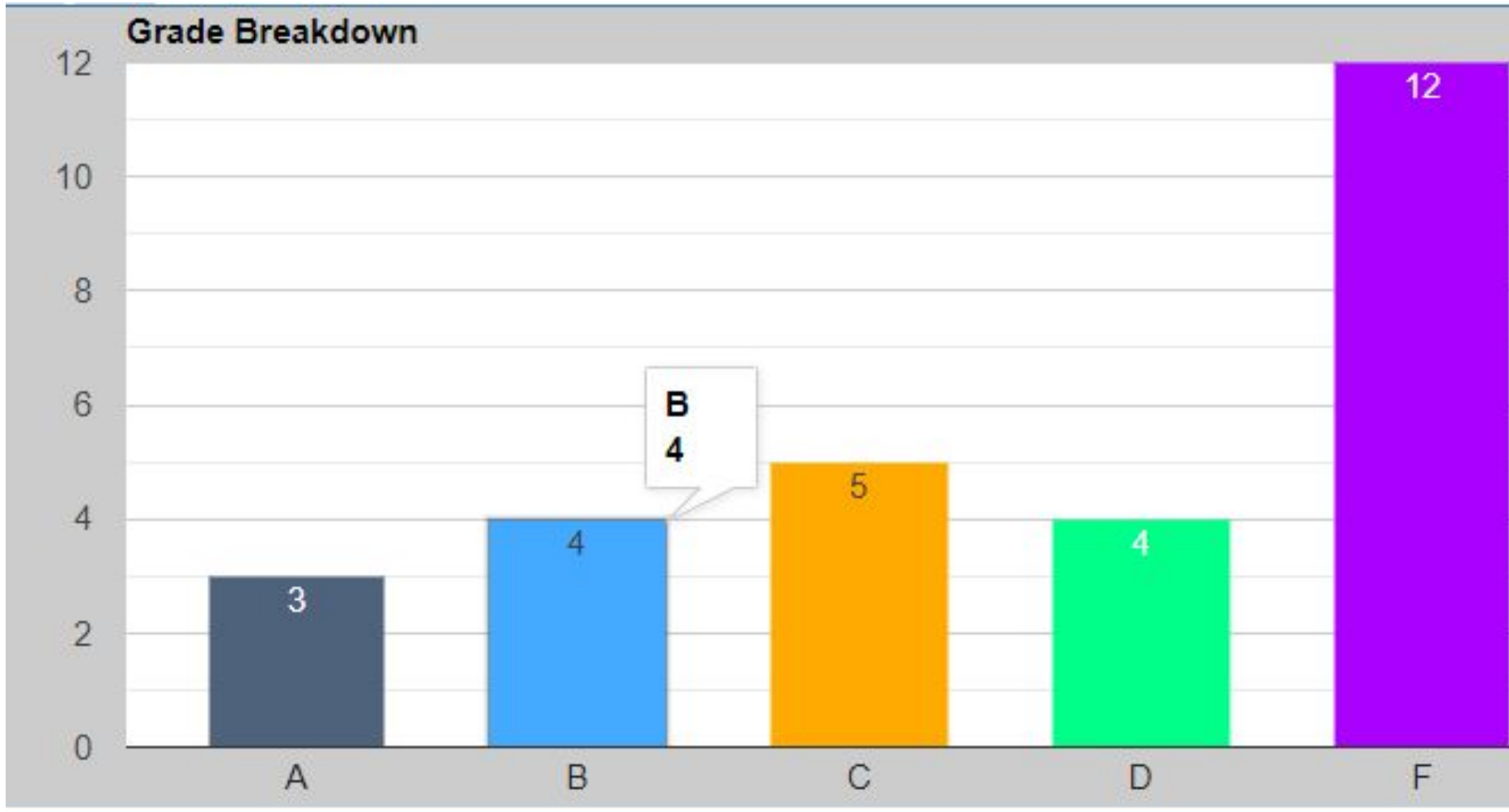


5-Weeks 1-8 - 63%

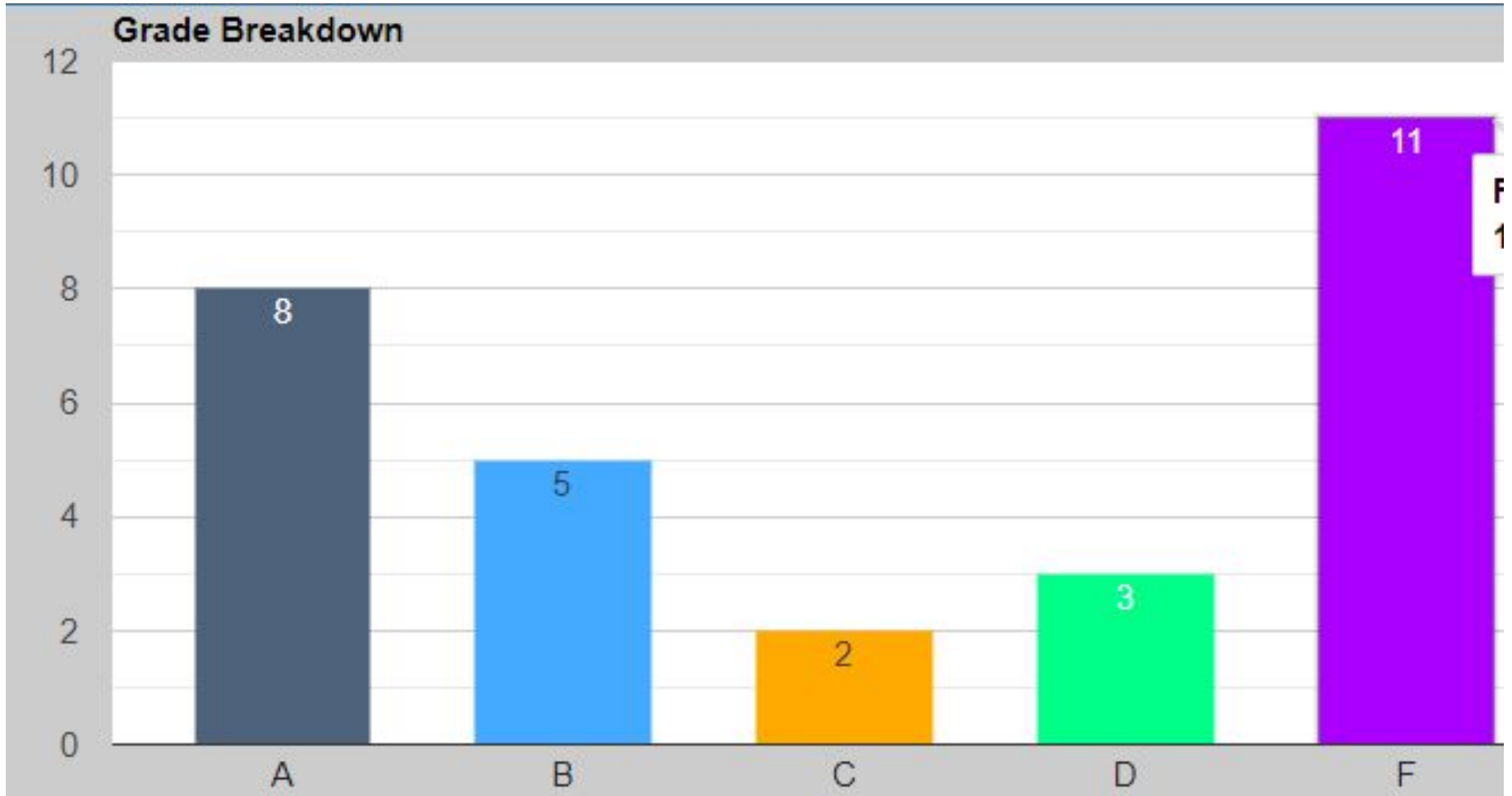
Grade Breakdown



6-Weeks 1-8 - 58%



7-Weeks 1-8- 66%



	0	1	2	3
CONVERSATION				
HELP	RAISE YOUR HAND	ASK YOUR NEIGHBOR	ASK 3 Peers BEFORE ME	ASK NEW STUDENT
ACTIVITIES	PRESENTATION & INSTRUCTION	INDEPENDENT WORK	PARTNER WORK	GROUP WORK
MOVEMENT	NONE	Move to Materials Counter	Move to Materials Counter & Computers	Move Around The Tables
PARTICIPATION	RAISE YOUR HANDS	DRAWING, WRITING & READING	SPEAKING	DISCUSSING
SOUND	No Music	Personal Music	Class Choice Music	Mrs. Stewart Music

Clean-Up

What You Will Do: (3 MINS)

Conversation

At a Level-1.

Help

You can raise your hand to receive help on the...

Activities

Clean-Up Time

ARTISTS DUTIES	
a	ART ORGANIZER
b	MATERIALS MANAGER
c	SKETCHBOOK SUPERVISOR
d	WASTE WATCHDOG

Movement

Moving around the tables

Participation

Cleaning