

Modified Instructional Schedule

Friday, September 24, 2021



4th Period 7:00 am — 7:49 am

6th Period **Testing Block 8:00 am — 10:34 am**

5th Period 10:41 am — 12:09 pm

A Lunch		B Lunch		C Lunch	
Class	10:41-10:46	Class	10:41-11:15	Class	10:41-11:44
Lunch	10:46-11:11	Lunch	11:15-11:40	Lunch	11:44-12:09
Class	11:15-12:09	Class	11:44-12:09		

7th Period 12:16 pm — 1:04 pm

1st Period 1:11 pm — 2:00 pm

Directions:


Today is Freestyle Friday, which is a time for you to focus on an art need. Keep your phones. You have the option to do one of the following:

1. Finish the Texture Exercise
2. Check Grade in FOCUS and Complete Make-Up Work (IF YOU DON'T HAVE ANY THEN) ***You need to type the date and name of the assignment, so that I can place the grade under the appropriate assignment. ***
or
3. Experiment with different subjects or materials
or
4. Do a Completed Drawing of Bellwork using the full page, add shading
or
5. Draw your interpretation for Chimney and upload it to **Sketch A Day App**. (Take a screenshot of your upload, then submit it to Artsonia)

At the end of class Friday, upload evidence of what you worked on to Artsonia **Wk6 9 24 Freestyle Friday**. If you completed make-up work you'll upload twice.


Sample Animal Texture

Directions: Using the worksheet I provided, fill in the 20 boxes with the 20 different animal textures. Make sure to use the correct pens that match the example.





Sample Animal Texture

Instrucciones: Usando la hoja de trabajo que le proporcioné, complete los 20 cuadros con las 20 texturas de animales diferentes. Asegúrese de utilizar los bolígrafos correctos que coincidan con el ejemplo.



Sketch A Day Artist -



You Have 3 mins to Upload Your Work to Artsonia

1. Either Download the Artsonia App on your phone or Use the Web Browser and type in Artsonia.com
2. Click on ARTIST
3. Type in the Access Code **TPKF-ZSSZ**
4. Click on All Students
5. Enter Your Name
6. Add Art
7. Select the name of the assignment: Wk6 9 24 Freestyle Friday
8. Take a Picture
9. Crop the image if needed
10. Title the work
11. Type the Artist Statement Submit to Teacher