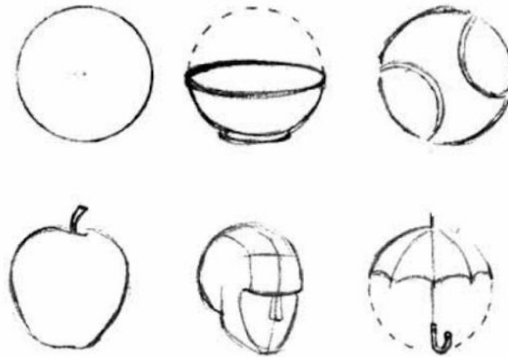


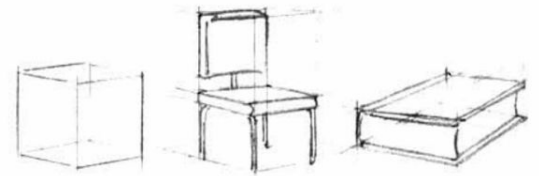
Bellwork
Week 7-Q3

Directions:
Divide your sketchbook paper into
6 squares.



Tuesday:
Draw the images below



Wednesday:



Thursday:



Friday:

**Directions: Grab the project
rubric and start answering
the reflection questions.**

W.A.P. S. Week 7

Essential Questions:

Tuesday-How to show realism?

Wednesday- Where is my light source coming from?

Thursday- Do I have midtone, highlights, and shade throughout my composition?

Friday - Did I meet the criteria?

What will I learn today:

Combine creative and technical knowledge to produce visually strong works of art. VA.68.O.1.3

How I will learn it? (Agenda)

-Continue drawing challenge and complete the day's percentage goal


How do I know I learned it?

Day 5-Deadline	Reflect and peer grade your art. Submit art and rubric to Artsonia.
Day 4-100%	Complete the shading of your drawing and add details
Day 3-75%	<u>Complete the forms sheet</u> and half of the shading inside your contour drawing
Day 2 - 50%	Complete the rest of your picture plane with the contour drawing
Day 1-25%	Complete a quick sketch and at least 1/3rd of the picture plane w/ a contour drawing
<u>Reminders:</u>	

- Find assignment info on katundra.com
- Submit assignments on Artsonia

Forms with Value

Directions: Draw and shade the sphere, cube, and cylinder. When you are done shading the different tones add the labels. Due Today Wednesday 2-21-24



Core Shadow
(Darkest part on
the form)

Cast
Shadow

Highlight

Mid Tone

Core Shadow

Cast
Shadow

Highlight

Mid Tone

Highlight

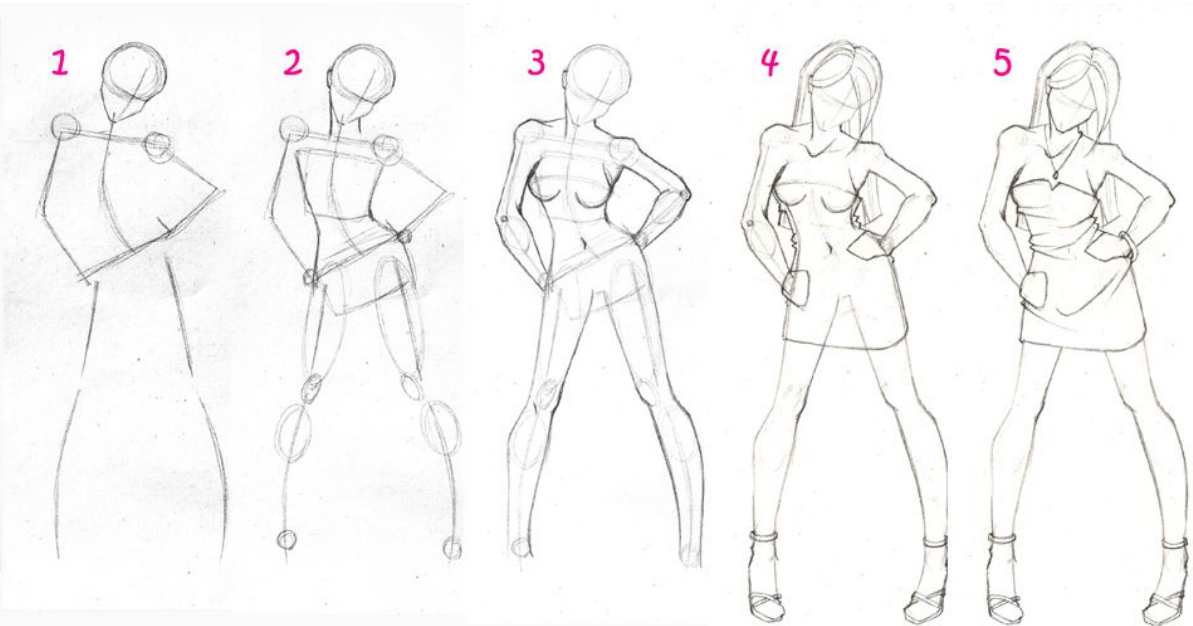
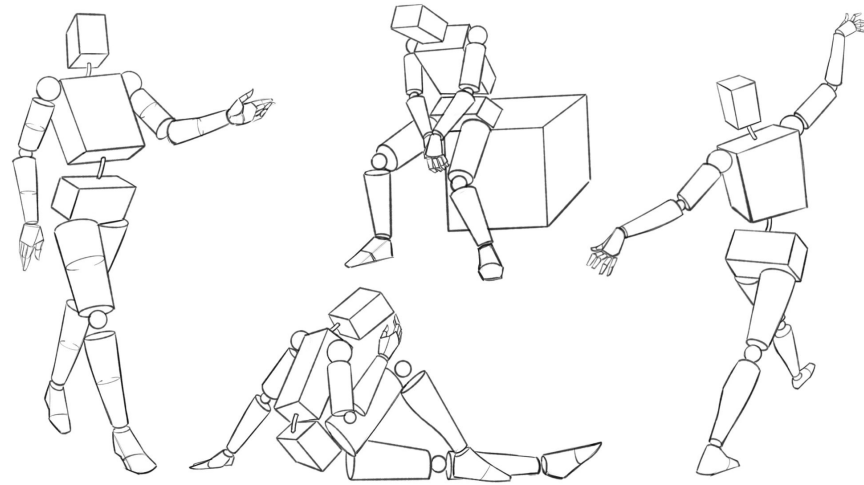
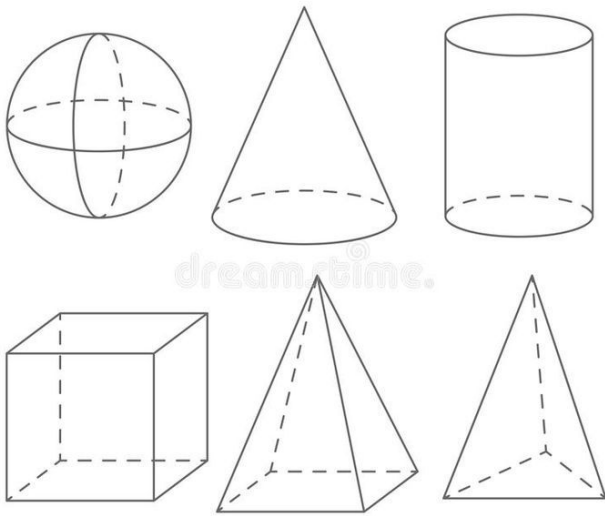
Core Shadow

Mid Tone

Cast
Shadow

DEOS

Drawing Progression





Week 6 Drawing Challenge

A. Character Challenge

Directions: Create a Character Sheet for the character described below. Provide at least 2 different angles (ex: frontal and side view)


A fairy tale character who is always mixing the wrong potions working out.



Example of Character Sheets

General Rubric: (100 points)

- Creativity**-Artwork is creative and original
- Composition**-Artwork fills the 8.5 x 11 paper thoughtfully
- Value**-Artwork is shaded showing at least the 3 main tones: highlight, midtone, and the core shadow



- CRAFTSMANSHIP** (neatness and precision)

B. Character Challenge


Directions: Create a Character Sheet for the character described below. Provide at least 2 different angles (ex: frontal and side view)

A thief that is laughing so hard they have trouble breathing who's wearing a biker outfit.

Day 5-Deadline	Reflect and peer grade your art. Submit art and rubric to Artsonia.
Day 4-100%	Complete the shading of your drawing and add details
Day 3-75%	Complete half of the shading inside your contour drawing
Day 2 - 50%	Complete the rest of your picture plane with the contour drawing
Day 1-25%	Complete a quick sketch and at least 1/3rd of the picture plane w/ a contour drawing

General Rubric: (50 points)

- ❑ Artwork is creative and original
- ❑ Artwork fills the 8.5 x 11 paper thoughtfully
- ❑ Artwork is shaded with pencil showing the 5 tones



- ❑ CRAFTSMANSHIP (neatness and precision)